



**Ministry of Higher Education and Scientific  
Research**

**Scientific Supervision and Evaluation  
Authority**

**Quality Assurance and Academic  
Accreditation Department**

**Modules Catalogue Description  
University of Hillah  
College of Engineering Technologies  
Department of Refrigeration and Air  
Conditioning Engineering Technologies**

**2025-2026**



First stage

**UGI**



<b>Module Information</b> معلومات المادة الدراسية			
<b>Module Title</b>	<b>Mathematics</b>		<b>Module Delivery</b>
<b>Module Type</b>	<b>S</b>		<input checked="" type="checkbox"/> Theory <input type="checkbox"/> Lecture <input type="checkbox"/> Lab <input type="checkbox"/> Tutorial <input type="checkbox"/> Practical <input type="checkbox"/> Seminar
<b>Module Code</b>	<b>HUC-ACR-100</b>		
<b>ECTS Credits</b>	<b>8</b>		
<b>SWL (hr/sem)</b>	<b>200</b>		
<b>Module Level</b>	1	<b>Semester of Delivery</b>	1
<b>Administering Department</b>	Department of Refrigeration and Air Conditioning Engineering Technologies	<b>College</b>	HUC
<b>Module Leader</b>	رحاب فاضل	<b>e-mail</b>	E-mail
<b>Module Leader's Acad. Title</b>	Assist Professor	<b>Module Leader's Qualification</b>	M.Sc.
<b>Module Tutor</b>	Name (if available)	<b>e-mail</b>	E-mail
<b>Peer Reviewer Name</b>	Name	<b>e-mail</b>	E-mail
<b>Scientific Committee Approval Date</b>	02/10/2023	<b>Version Number</b>	1.0
<b>Relation with other Modules</b> العلاقة مع المواد الدراسية الأخرى			
<b>Prerequisite module</b>	None	<b>Semester</b>	
<b>Co-requisites module</b>	None	<b>Semester</b>	

<b>Module Aims, Learning Outcomes and Indicative Contents</b> أهداف المادة الدراسية ونتائج التعلم والمحتويات الإرشادية	
<b>Module Aims</b> أهداف المادة الدراسية	Teaching the student the basic and advanced principles of calculus and its applications to develop the students mental abilities to solve problems and make use of available information in the other scientific materials.

<b>Module Learning Outcomes</b>	To apply the knowledge of mathematics in science and engineering applications.
<b>Indicative Contents</b> المحتويات الإرشادية	
<b>Learning and Teaching Strategies</b> استراتيجيات التعلم والتعليم	
<b>Strategies</b>	Assessment is based on hand-in assignments, written exam, Case study, Quizzes, seminars, Practical testing and Online testing.

<b>Student Workload (SWL)</b> الحمل الدراسي للطالب			
<b>Structured SWL (h/sem)</b> الحمل الدراسي المنتظم للطالب خلال الفصل	87	<b>Structured SWL (h/w)</b> الحمل الدراسي المنتظم للطالب أسبوعياً	6
<b>Unstructured SWL (h/sem)</b> الحمل الدراسي غير المنتظم للطالب خلال الفصل	113	<b>Unstructured SWL (h/w)</b> الحمل الدراسي غير المنتظم للطالب أسبوعياً	8
<b>Total SWL (h/sem)</b> الحمل الدراسي الكلي للطالب خلال الفصل	200		

<b>Module Evaluation</b> تقييم المادة الدراسية					
		<b>Time/Number</b>	<b>Weight (Marks)</b>	<b>Week Due</b>	<b>Relevant Learning Outcome</b>
<b>Formative assessment</b>	<b>Quizzes</b>	2	20% (20)	4,8,12	LO # All
	<b>Assignments</b>	2	10% (10)	3, 11	LO # All
	<b>Homework</b>	4	10%(10)	3,6,8,11	LO # All
	<b>Report</b>	1	10% (10)	13	LO # All
<b>Summative assessment</b>	<b>Midterm Exam</b>	2 hr	10% (10)	7	LO # All
	<b>Final Exam</b>	3hr	50% (50)	15	All
<b>Total assessment</b>			100% (100 Marks)		

<b>Delivery Plan (Weekly Syllabus)</b> المنهاج الاسبوعي النظري	
	<b>Material Covered</b>
<b>Week 1</b>	Determinants, properties, Grammar's rule, application of determinant

<b>Week 2</b>	Vectors, vectors in space, unit vector, Scalar product, vector product
<b>Week 3</b>	Trigonometric functions& relation, Graphing of functions, Trigonometric equations
<b>Week 4</b>	Function of limits, Algebraic limit, Trigonometric limit, Infinity as limit
<b>Week 5</b>	Derivative rule, Algebraic& Trigonometric derivative ,Chain rule, velocity& acceleration
<b>Week 6</b>	Inverse trigonometric functions& its derivative , Logarithm& Exponential functions& its derivative
<b>Week 7</b>	Mid. Term examination, Hyperbolic functions& its derivative, Inverse hyperbolic functions& its derivative
<b>Week 8</b>	Integration, integrals of trigonometric& inverse functions , Integrals of logarithm& Exponential functions.
<b>Week 9</b>	Integrals of logarithm& Exponential functions, Integrals of hyperbolic functions& its derivative, L'Hopitals's rules
<b>Week 10</b>	Integration methods; Integration by parts, Integration by partial fraction
<b>Week 11</b>	Integration by trigonometric substitution, Integration of $ax^2 + bx + c$
<b>Week 12</b>	Application of Integration, Area under the curve& between two curves
<b>Week 13</b>	Surface area generated, Length of the curve
<b>Week 14</b>	Volume generated by rotation of curve, Simple differential equations, Simpson rule for area, Trapezoidal rule for area, applications
<b>Week 15</b>	<b>Final Examination</b>

<b>Learning and Teaching Resources</b> مصادر التعلم والتدريس		
	Text	Available in the Library?
<b>Required Texts</b>	<i>Advanced Engineering Mathematics</i>	No
<b>Recommended Texts</b>	Calculus	No
<b>Websites</b>		

## Grading Scheme

### مخطط الدرجات

Group	Grade	التقدير	Marks (%)	Definition
Success Group (50 - 100)	A - Excellent	امتياز	90 - 100	Outstanding Performance
	B - Very Good	جيد جدا	80 - 89	Above average with some errors
	C - Good	جيد	70 - 79	Sound work with notable errors
	D - Satisfactory	متوسط	60 - 69	Fair but with major shortcomings
	E - Sufficient	مقبول	50 - 59	Work meets minimum criteria
Fail Group (0 - 49)	FX – Fail	راسب (قيد المعالجة)	(45-49)	More work required but credit awarded
	F – Fail	راسب	(0-44)	Considerable amount of work required



رئيس القسم

د فلاح كفي مطلوب



اسم وتوقيع امتلاك المادة

م م رحاب فاضل

Module Information			
معلومات المادة الدراسية			
Module Title	<b>Engineering Drawing</b>		Module Delivery
Module Type	C		<input type="checkbox"/> Theory <input checked="" type="checkbox"/> Lecture <input checked="" type="checkbox"/> Lab <input type="checkbox"/> Tutorial <input type="checkbox"/> Practical <input type="checkbox"/> Seminar
Module Code	<b>HUC-ACR-101</b>		
ECTS Credits	6		
SWL (hr/sem)	<b>150</b>		
Module Level	1	Semester of Delivery	1
Administering Department	Department of Refrigeration and Air Conditioning Engineering Technologies	College	HUC
Module Leader	ست دموع حيدر	e-mail	<a href="mailto:hakshahad@yahoo.com">hakshahad@yahoo.com</a> <a href="mailto:haroon_abd@hilla-unc.edu.iq">haroon_abd@hilla-unc.edu.iq</a>
Module Leader's Acad. Title	Professor	Module Leader's Qualification	Ph.D.
Module Tutor		e-mail	E-mail
Peer Reviewer Name	Name	e-mail	E-mail
Scientific Committee Approval Date	02/10/2023	Version Number	1.0

Relation with other Modules			
العلاقة مع المواد الدراسية الأخرى			
Prerequisite module	None	Semester	
Co-requisites module	None	Semester	

Module Aims, Learning Outcomes and Indicative Contents	
أهداف المادة الدراسية ونتائج التعلم والمحتويات الإرشادية	
Module Aims أهداف المادة الدراسية	1. This module describes the skills, knowledge, and attitude required to apply technical drawing. At the end of this module, learners will be able to Introduce technical drawings, apply principles of drawing, and project views. 2. to make the students know how to draw (Engineering Drawing) by using

	<p>AUTOCAD program.</p> <p>3. This course deals with the basic concept of Engineering Drawing.</p> <p>4. Define the Engineering Drawing - The Tools used in Engineering Drawing - Types of drawing sheets, types of lines.</p> <p>5. Learning 2D interface in AutoCAD.</p> <p>6. Learning 3D interface in AutoCAD.</p>
<p><b>Module Learning Outcomes</b></p> <p>مخرجات التعلم للمادة الدراسية</p>	<p>1-Able to use drawing tools</p> <p>2-Enhancing student imagination skills to sketch and/or draw engineering objects</p> <p>3-Use dimension system</p> <p>4-Able to draw projections</p> <p>5-Able to construct isometric drawing</p> <p>6-able to use AUTOCAD software</p>
<p><b>Indicative Contents</b></p> <p>المحتويات الإرشادية</p>	<p>Part A: The Purpose of Engineering Drawings An engineering drawing is a subcategory of technical drawings. The purpose is to convey all the information necessary for manufacturing a product or a part. Engineering drawings use standardized language and symbols. This makes understanding the drawings simple with little to no personal interpretation possibilities.</p> <p>Part B: understanding AutoCAD AutoCAD interface and Its usage like centers around drawing with electronic equivalents of real-life drafting tools. The added support of digital precision helps with measurements and calculations, 3D components, and data sharing.</p> <p>Part C: 2D Drawings Using lines to make 2D drawings, apply dimensions rules, design 2d shapes and drawing projections and sectioning views.</p> <p>Part D: 3D drawings 3D CAD, or three-dimensional computer-aided design, is technology for design and technical documentation, which replaces manual drafting with an automated process.</p>
<p><b>Learning and Teaching Strategies</b></p> <p>استراتيجيات التعلم والتعليم</p>	
<p><b>Strategies</b></p>	<p>The main strategy that will be adopted in delivering this module is to encourage students to use the engineering drawing tools and drawing board correctly and to improve their imagination skills to produce proper design sketches for mechanical and machine elements. This can be achieved by intense class and homework exercises.</p>

<p><b>Student Workload (SWL)</b></p> <p>الحمل الدراسي للطالب</p>			
<p><b>Structured SWL (h/sem)</b></p> <p>الحمل الدراسي المنتظم للطالب خلال الفصل</p>	87	<p><b>Structured SWL (h/w)</b></p> <p>الحمل الدراسي المنتظم للطالب أسبوعيا</p>	6
<p><b>Unstructured SWL (h/sem)</b></p> <p>الحمل الدراسي غير المنتظم للطالب خلال الفصل</p>	63	<p><b>Unstructured SWL (h/w)</b></p> <p>الحمل الدراسي غير المنتظم للطالب أسبوعيا</p>	4.5

<b>Total SWL (h/sem)</b> الحمل الدراسي الكلي للطالب خلال الفصل	150
---	-----

<b>Module Evaluation</b> تقييم المادة الدراسية					
		Time/Number	Weight (Marks)	Week Due	Relevant Learning Outcome
<b>Formative assessment</b>	<b>Quizzes</b>	2	10% (10)	4,8	LO #All
	<b>Assignments</b>	10	10% (10)	continuous	LO # All
	<b>Homework</b>	10	10%(10)	continuous	LO # All
	<b>Class work</b>	10	10%(10)	continuous	LO # All
<b>Summative assessment</b>	<b>Midterm Exam</b>	2 hr	10% (10)	7	LO # 1-4
	<b>Final Exam</b>	3hr	50% (50)	15	All
<b>Total assessment</b>			100% (100 Marks)		

<b>Delivery Plan (Weekly Syllabus)</b> المنهاج الاسبوعي النظري	
	Material Covered
<b>Week 1</b>	Define the Engineering Drawing, tools, types of drawing sheets, and types of lines
<b>Week 2</b>	Learning how to write letters and numbers
<b>Week 3,4,5</b>	Geometric constructions
<b>Week 6</b>	Learning how to write drawing dimensions
<b>Week 7</b>	Mid. term examination, learning drawing scale
<b>Week 8,9,10</b>	Projection
<b>Week 11</b>	Sectioning
<b>Week 12,13,14</b>	AUTOCAD
<b>Week 15</b>	Final Examination

<b>Learning and Teaching Resources</b> مصادر التعلم والتدريس		
	Text	Available in the

		<b>Library?</b>
<b>Required Texts</b>	Engineering Drawing for Beginners	No
<b>Recommended Texts</b>		
<b>Websites</b>	<a href="https://www.autodesk.com/">https://www.autodesk.com/</a>	

<b>Grading Scheme</b> مخطط الدرجات				
Group	Grade	التقدير	Marks (%)	Definition
<b>Success Group</b> (50 - 100)	<b>A</b> - Excellent	امتياز	90 - 100	Outstanding Performance
	<b>B</b> - Very Good	جيد جدا	80 - 89	Above average with some errors
	<b>C</b> - Good	جيد	70 - 79	Sound work with notable errors
	<b>D</b> - Satisfactory	متوسط	60 - 69	Fair but with major shortcomings
	<b>E</b> - Sufficient	مقبول	50 - 59	Work meets minimum criteria
<b>Fail Group</b> (0 – 49)	<b>FX</b> – Fail	راسب (قيد المعالجة)	(45-49)	More work required but credit awarded
	<b>F</b> – Fail	راسب	(0-44)	Considerable amount of work required

**Note:** Marks Decimal places above or below 0.5 will be rounded to the higher or lower full mark (for example a mark of 54.5 will be rounded to 55, whereas a mark of 54.4 will be rounded to 54. The University has a policy NOT to condone "near-pass fails" so the only adjustment to marks awarded by the original marker(s) will be the automatic rounding outlined above.



Module Information			
معلومات المادة الدراسية			
Module Title	<b>Engineering Workshops</b>		Module Delivery
Module Type	C		<input type="checkbox"/> Theory <input type="checkbox"/> Lecture <input type="checkbox"/> Lab <input type="checkbox"/> Tutorial <input checked="" type="checkbox"/> Practical <input type="checkbox"/> Seminar
Module Code	<b>HUC-ACR-102</b>		
ECTS Credits	8		
SWL (hr/sem)	<b>200</b>		
Module Level	1	Semester of Delivery	1
Administering Department	Department of Refrigeration and Air Conditioning Engineering Technologies	College	HUC
Module Leader	افنان عبد الكريم	e-mail	E-mail
Module Leader's Acad. Title	Assist Lecturer	Module Leader's Qualification	M.Sc.
Module Tutor	Name (if available)	e-mail	E-mail
Peer Reviewer Name	Name	e-mail	E-mail
Scientific Committee Approval Date	02/10/2023	Version Number	1.0

Relation with other Modules			
العلاقة مع المواد الدراسية الأخرى			
Prerequisite module	None	Semester	
Co-requisites module	None	Semester	

Module Aims, Learning Outcomes and Indicative Contents	
أهداف المادة الدراسية ونتائج التعلم والمحتويات الإرشادية	
Module Aims أهداف المادة الدراسية	The main objectives of this module is to teach the student how to proper use of different workshops tools and to operate and work on workshops machines the students. The student is asked to make simple mechanical elements using the available tools in the workshops.
Module Learning Outcomes	At the end of the module the student will be able to work successfully in workshops.

مخرجات التعلم للمادة الدراسية	
<p><b>Indicative Contents</b> المحتويات الإرشادية</p>	<ol style="list-style-type: none"> <li>1. Occupational safety and security needs to work in workshops.</li> <li>2. Casting of metals and their importance - Purpose of using castings in industry - Contents of the foundry unit - Industrial safety reserves in the foundry - Forming a sand mold for a one-piece model - Sands of molds and hearts: types, sources and properties - Additives, mixing processes and adjusting ingredients - Use of sand mixer - Handling of improvised sand - Sand handling devices - forming sand molds by manual method for a one-piece model - forming a sand mold.</li> <li>3. Sand mold for a one-piece model with defining the estuaries and elevators - Metal smelting and pouring into the mold - Extracting and cleaning the castings - Forming a mold using the pulp box and drying it in the drying oven - Forming a sand mold for a simple two-piece model with a dog.</li> <li>4. Forming a sandy mold like the previous one with melting the metal and pouring it into a mold and taking out the casting and cleaning it - Metal melting furnaces: types, qualities, uses (rotary kiln, stirrers and stationary) - Reviewing and examining the castings - Determining the apparent defects and their causes - Reviewing the dimensions of the castings and ensuring that they conform to the required dimensions.</li> <li>5. Furnaces: types, methods of measurement, how a Vernier works to read altimeters with depths - the process of marking (shenk) - base surfaces - the number used - backing materials - marking thorns - just vertebrae - mens of guilt and guilt notation - right angle - pointing flowers - scale heights and depths</li> <li>6. Files and the cold process: types and specifications of files - mechanized and their types - methods of attaching artifacts to them - uses of files - the method of cleaning the initiator - the cold process - an exercise on the process of marking and simple filings.</li> <li>7. Saw cutting: hand saw, saw weapon, saw weapon installation, conditions to be met in the sawing process - an exercise on the sawing process.</li> <li>8. Lathe: specifications, use, accessories and installation methods - forming the lathe - types of lathe pens and the use of measuring tools.</li> <li>9. Turning operations: flat turning, straightening, simple graded work with the use of measuring tools.</li> <li>10. Lathe the internal and external loot in different ways with an explanation of the laws of each method - doing an exercise for the external loot and another for the internal loot.</li> <li>11-Milling machine: its operation procedure, operating tools and processes.</li> <li>12. Gas welding - equipment used and how to install and control it - other auxiliary tools - used gases and their specifications - welding safety, types and measurements - other auxiliary materials - welding equipment - types of flames, method of ignition and control of the required flame - works - rinsing and cleaning the basins to be welded.</li> <li>13. Practical exercises for welding opposite surfaces, perpendicular surfaces, inclined surfaces and circuit welding, longitudinal and transverse cutting - cutting: circle, irregular shapes - electric arc welding - equipment used.</li> <li>14. Welding equipment - Practical training on the use of electric arc welding of different surfaces - Point and tape welding - Equipment used in each type - Types of electrodes and their installation method - Practical training on the use of each type.</li> <li>15. Welding using argon gas - doing welding exercises using argon gas.</li> <li>16. Gas cutting operations - equipment used - precautions to be provided.</li> <li>17. Assemble exercises using various cutting and welding equipment.</li> </ol>

## Learning and Teaching Strategies

### استراتيجيات التعلم والتعليم

<b>Strategies</b>	Introductory lecture for each workshop and extensive practical exercises to produce simple mechanical elements.
-------------------	---

## Student Workload (SWL)

### الحمل الدراسي للطالب

<b>Structured SWL (h/sem)</b> الحمل الدراسي المنتظم للطالب خلال الفصل	112	<b>Structured SWL (h/w)</b> الحمل الدراسي المنتظم للطالب أسبوعياً	8
<b>Unstructured SWL (h/sem)</b> الحمل الدراسي غير المنتظم للطالب خلال الفصل	88	<b>Unstructured SWL (h/w)</b> الحمل الدراسي غير المنتظم للطالب أسبوعياً	6
<b>Total SWL (h/sem)</b> الحمل الدراسي الكلي للطالب خلال الفصل	200		

## Module Evaluation

### تقييم المادة الدراسية

		Time/Number	Weight (Marks)	Week Due	Relevant Learning Outcome
<b>Formative assessment</b>	Quizzes				
	Assignments				
	Projects / Lab.				
	Report				
<b>Summative assessment</b>	Mid. term Exam				
	Final Exam				
<b>Total assessment</b>			100% (100 Marks)		

## Delivery Plan (Weekly Syllabus)

### المنهاج الأسبوعي

	Material Covered
<b>Week 1</b>	Safety precautions and security needs. Casting of metals and their importance - Purpose of using castings in industry - Contents of the foundry unit - Industrial safety reserves in the foundry - Forming a sand mold for a one-piece model - Sands of molds and hearts: types, sources and properties - Additives, mixing

	processes and adjusting ingredients - Use of sand mixer - Handling of improvised sand - Sand handling devices - forming sand molds by manual method for a one-piece model - forming a sand mold.
<b>Week 2</b>	Sand mold for a one-piece model with defining the estuaries and elevators - Metal smelting and pouring into the mold - Extracting and cleaning the castings - Forming a mold using the pulp box and drying it in the drying oven - Forming a sand mold for a simple two-piece model with a dog.
<b>Week 3</b>	Forming a sandy mold like the previous one with melting the metal and pouring it into a mold and taking out the casting and cleaning it - Metal melting furnaces: types, qualities, uses (rotary kiln, stirrers and stationary) - Reviewing and examining the castings - Determining the apparent defects and their causes - Reviewing the dimensions of the castings and ensuring that they conform to the required dimensions.
<b>Week 4</b>	Files and the cold process: types and specifications of files - mechanized and their types - methods of attaching artifacts to them - uses of files - the method of cleaning the initiator - the cold process - an exercise on the process of marking and simple filings.
<b>Week 5</b>	Saw cutting: hand saw, saw weapon, saw weapon installation, conditions to be met in the sawing process - an exercise on the sawing process.
<b>Week 6</b>	Lathe: specifications, use, accessories and installation methods - forming the lathe - types of lathe pens and the use of measuring tools.
<b>Week 7</b>	Mid. term examination, Turning operations: flat turning, straightening, simple graded work with the use of measuring tools.
<b>Week 8</b>	Lathe the internal and external loot in different ways with an explanation of the laws of each method - doing an exercise for the external loot and another for the internal loot.
<b>Week 9</b>	Gas welding - equipment used and how to install and control it - other auxiliary tools - used gases and their specifications - welding safety, types and measurements - other auxiliary materials - welding equipment - types of flames, method of ignition and control of the required flame - works - rinsing and cleaning the basins to be welded.
<b>Week 10</b>	Practical exercises for welding opposite surfaces, perpendicular surfaces, inclined surfaces and circuit welding, longitudinal and transverse cutting - cutting: circle, irregular shapes - electric arc welding - equipment used.
<b>Week 11</b>	Welding equipment - Practical training on the use of electric arc welding of different surfaces - Point and tape welding - Equipment used in each type - Types of electrodes and their installation method - Practical training on the use of each type.
<b>Week 12</b>	Welding using argon gas - doing welding exercises using argon gas.

<b>Week 13</b>	Gas cutting operations - equipment used - precautions to be provided.
<b>Week 14</b>	Assembly exercises using various different cutting and welding equipment.
<b>Week 15</b>	Final Examination

Learning and Teaching Resources مصادر التعلم والتدريس		
	Text	Available in the Library?
Required Texts		
Recommended Texts		
Websites		

Grading Scheme مخطط الدرجات				
Group	Grade	التقدير	Marks (%)	Definition
Success Group (50 - 100)	A - Excellent	امتياز	90 - 100	Outstanding Performance
	B - Very Good	جيد جدا	80 - 89	Above average with some errors
	C - Good	جيد	70 - 79	Sound work with notable errors
	D - Satisfactory	متوسط	60 - 69	Fair but with major shortcomings
	E - Sufficient	مقبول	50 - 59	Work meets minimum criteria
Fail Group (0 - 49)	FX – Fail	راسب (قيد المعالجة)	(45-49)	More work required but credit awarded
	F – Fail	راسب	(0-44)	Considerable amount of work required

**Note:** Marks Decimal places above or below 0.5 will be rounded to the higher or lower full mark (for example a mark of 54.5 will be rounded to 55, whereas a mark of 54.4 will be rounded to 54. The University has a policy NOT to condone "near-pass fails" so the only adjustment to marks awarded by the original marker(s) will be the automatic rounding outlined above.



<b>Module Information</b> معلومات المادة الدراسية			
<b>Module Title</b>	<b>Engineering Materials</b>		<b>Module Delivery</b>
<b>Module Type</b>	<b>C</b>		<input checked="" type="checkbox"/> Theory <input type="checkbox"/> Lecture <input type="checkbox"/> Lab <input type="checkbox"/> Tutorial <input type="checkbox"/> Practical <input type="checkbox"/> Seminar
<b>Module Code</b>	<b>HUC-ACR-103</b>		
<b>ECTS Credits</b>	<b>6</b>		
<b>SWL (hr/sem)</b>	<b>150</b>		
<b>Module Level</b>	1	<b>Semester of Delivery</b>	1
<b>Administering Department</b>	Department of Refrigeration and Air Conditioning Engineering Technologies		<b>College</b> HUC
<b>Module Leader</b>	ايناس طالب	<b>e-mail</b>	E-mail
<b>Module Leader's Acad. Title</b>	Assist Lecturer	<b>Module Leader's Qualification</b>	M.Sc.
<b>Module Tutor</b>	Name (if available)	<b>e-mail</b>	E-mail
<b>Peer Reviewer Name</b>	Name	<b>e-mail</b>	E-mail
<b>Scientific Committee Approval Date</b>	02/10/2023	<b>Version Number</b>	1.0
<b>Relation with other Modules</b> العلاقة مع المواد الدراسية الأخرى			
<b>Prerequisite module</b>	None	<b>Semester</b>	
<b>Co-requisites module</b>	None	<b>Semester</b>	

<b>Module Aims, Learning Outcomes and Indicative Contents</b> أهداف المادة الدراسية ونتائج التعلم والمحتويات الإرشادية	
<b>Module Aims</b> أهداف المادة الدراسية	<ol style="list-style-type: none"> <li>1. Explain the atomic structure and types of primary and secondary atomic and molecular bonding.</li> <li>2. Explain the crystal structures and geometry and classify different classes of space lattices in crystalline solids.</li> <li>3. Perform different types of mechanical testing for evaluation of mechanical properties of material.</li> <li>4. Extract information of materials behavior from phase diagram.</li> <li>5. Identify the structures, properties and applications of the main engineering materials (metals, alloys, polymers, ceramics and composites).</li> <li>6. Explain corrosion mechanisms and types of corrosions and methods of corrosion prevention.</li> </ol>

	7. Explain the Nano materials.
<b>Module Learning Outcomes</b> مخرجات التعلم للمادة الدراسية	<p>1. Knowledge of materials mechanical properties.</p> <p>2. Knowledge of Ionic bond, inter-atomic distance attraction forces between atoms, coordination number, covalent bond, and Metallic bond.</p> <p>3. Knowledge the Crystal structure, unit cell, types of unit cells simple cubic, Face centered cubic, body centered cubic, atomic packing factor, Previous lattice, Miller index, .</p> <p>4. To Understanding the Phase diagrams.</p> <p>5. To know the types of Engineering Materials.</p> <p>6. To know Corrosion, Definition, why it happens, Type of corrosion, Dry and wet corrosion. Eight Form of corrosion. Mechanism of crevice corrosion.</p> <p>7. To know Methods of prevention and protection.</p>
<b>Indicative Contents</b> المحتويات الإرشادية	<p>1-Crystalline and non-Crystalline Materials, Metallic crystal structures crystallographic directions ,crystallographic planes-Types of crystal structure, Packing factor. Bonds ,metallic bond ,ionic bonds ,covalent bond ,vander waals bond , hydrogen bond (12 hr)</p> <p>2- Defects ,point defects ,dislocations ,linear defects ,planar defects (3hr)</p> <p>3-Mechanical properties ,Hardness (Brinell hardness ,Vickers hardness , Rockwell hardness ) Tensile test, Impact test, Creep test, Fatigue test. (15 hr) -Ferrous and nonferrous alloys in air conditioning and refrigeration equipment's Copper alloys , Aluminum alloys (3hr)</p> <p>4-Solids faction. Solid solution - Phase –diagrams for binary alloys, Complete solubility in both liquid and solid state, Complete solubility in liquid state and complete insolubility in solid state, Complete solubility in liquid state and limited solubility in solid state, Iron –carbon systems , Types of iron- carbon systems (12 hr)</p> <p>5- Corrosion and corrosion prevention(3hr)</p> <p>6-Applications of Nano materials, types ,manufactures of Nano materials.(3hr)</p>
<b>Learning and Teaching Strategies</b> استراتيجيات التعلم والتعليم	
<b>Strategies</b>	Assessment is based on hand-in assignments, written exam, Quizzes, reports, seminars, Practical testing and Online testing.

<b>Student Workload (SWL)</b> الحمل الدراسي للطالب			
<b>Structured SWL (h/sem)</b> الحمل الدراسي المنتظم للطالب خلال الفصل	59	<b>Structured SWL (h/w)</b> الحمل الدراسي المنتظم للطالب أسبوعياً	4
<b>Unstructured SWL (h/sem)</b> الحمل الدراسي غير المنتظم للطالب خلال الفصل	91	<b>Unstructured SWL (h/w)</b> الحمل الدراسي غير المنتظم للطالب أسبوعياً	6.5
<b>Total SWL (h/sem)</b> الحمل الدراسي الكلي للطالب خلال الفصل	150		

Module Evaluation					
تقييم المادة الدراسية					
		Time/Number	Weight (Marks)	Week Due	Relevant Learning Outcome
Formative assessment	Quizzes	4	10% (10)	3,6,9,12	LO #1-7
	Assignments	2	10% (10)	6, 12	LO # 1-7
	Projects /	1	10%(10)	7	LO # 3,5,7
	Report	1	10% (10)	13	LO # 1-7
Summative assessment	Midterm Exam	2 hr	10% (10)	7	LO # 1-7
	Final Exam	3hr	50% (50)	15	All
Total assessment			100% (100 Marks)		

Delivery Plan (Weekly Syllabus)	
المنهاج الاسبوعي النظري	
	Material Covered
Week 1	Introduction to engineering material science and needs of engineering materials study
Week 2	Classification of materials
Week 3	Ionic bond, inter-atomic distance attraction forces between atoms, coordination number, covalent bond, and Metallic bond.
Week 4	Crystal structure system ,examples and diagrams with definitions
Week 5	Previous lattice, packing factor
Week 6	Definition of alloys, binary alloys, phase diagrams (equilibrium thermal diagrams), eutectic; solid solution
Week 7	Mid. term examination, solid solution and combination type diagram, Iron-carbon face diagram
Week 8	Iron-carbon cooling curve, phases, reactions, and multi phases
Week 9	Types of thermal equilibrium diagrams
Week 10	Mechanical test and some types
Week 11	Corrosion and types of corrosion
Week 12	Composite material
Week 13	Powder methodology

<b>Week 14</b>	Nano materials
<b>Week 15</b>	Final Examination

<b>Learning and Teaching Resources</b> مصادر التعلم والتدريس		
	Text	Available in the Library?
<b>Required Texts</b>	1- William D. Callister, Jr. and David G. Rethwisch, Materials Science and Engineering An Introduction, 2007 John Wiley & Sons, Inc.	No
<b>Recommended Texts</b>	2- Jones, D.A., "Principal and Protection of Corrosion", PrenticeHall	No
<b>Websites</b>		

<b>Grading Scheme</b> مخطط الدرجات				
Group	Grade	التقدير	Marks (%)	Definition
<b>Success Group</b> (50 - 100)	<b>A</b> - Excellent	امتياز	90 - 100	Outstanding Performance
	<b>B</b> - Very Good	جيد جدا	80 - 89	Above average with some errors
	<b>C</b> - Good	جيد	70 - 79	Sound work with notable errors
	<b>D</b> - Satisfactory	متوسط	60 - 69	Fair but with major shortcomings
	<b>E</b> - Sufficient	مقبول	50 - 59	Work meets minimum criteria
<b>Fail Group</b> (0 - 49)	<b>FX</b> - Fail	راسب (قيد المعالجة)	(45-49)	More work required but credit awarded
	<b>F</b> - Fail	راسب	(0-44)	Considerable amount of work required

**Note:** Marks Decimal places above or below 0.5 will be rounded to the higher or lower full mark (for example a mark of 54.5 will be rounded to 55, whereas a mark of 54.4 will be rounded to 54. The University has a policy NOT to condone "near-pass fails" so the only adjustment to marks awarded by the original marker(s) will be the automatic rounding outlined above.

رئيس القسم  
د. محمد كمال



٢١٠٥  
٢٠٢٣. أستاذان عبد الكريم عباس  
اسم وتوقيع امتلا المادة

Module Information			
معلومات المادة الدراسية			
Module Title	<b>English Language 1</b>		Module Delivery
Module Type	S		<input checked="" type="checkbox"/> Theory <input type="checkbox"/> Lecture <input type="checkbox"/> Lab <input type="checkbox"/> Tutorial <input type="checkbox"/> Practical <input type="checkbox"/> Seminar
Module Code	<b>HUC-ACR-104</b>		
ECTS Credits	2		
SWL (hr/sem)	<b>50</b>		
Module Level	1	Semester of Delivery	1
Administering Department	Department of Refrigeration and Air Conditioning Engineering Technologies	College	HUC
Module Leader	سندس عوض	e-mail	E-mail
Module Leader's Acad. Title	Assist. Lect.	Module Leader's Qualification	M.Sc.
Module Tutor	Name (if available)	e-mail	E-mail
Peer Reviewer Name	Name	e-mail	E-mail
Scientific Committee Approval Date	02/10/2023	Version Number	1.0

Relation with other Modules			
العلاقة مع المواد الدراسية الأخرى			
Prerequisite module	None	Semester	
Co-requisites module	None	Semester	

Module Aims, Learning Outcomes and Indicative Contents	
أهداف المادة الدراسية ونتائج التعلم والمحتويات الإرشادية	
Module Aims أهداف المادة الدراسية	The goal is to study English language and gain knowledge of it as benefit engineers in general, and to develop speaking skills and understand its basic rules taking the way to the acquisition of the ability to use technical key words in their work and the capability of communicating with other engineers correctly
Module Learning	Developing speaking skills and understanding its basic rules to take the way to the acquisition of the ability to use technical keywords in their work and the capability of

<b>Outcomes</b> مخرجات التعلم للمادة الدراسية	communicating with other engineers correctly .
<b>Indicative Contents</b> المحتويات الإرشادية	Through the prepared curriculum, the student acquires the ability to understand grammar English language through weekly lectures and classes in a gradual and sequential manner for a period of four years, starting from the first stage, such as interrogative, negative, formation of sentences, parts of speech, and others.

<b>Learning and Teaching Strategies</b> استراتيجيات التعلم والتعليم	
<b>Strategies</b>	Type something like: The main strategy that will be adopted in delivering this module is to encourage students' participation in the exercises, while at the same time refining and expanding their critical thinking skills. This will be achieved through classes, interactive tutorials and by considering type of simple experiments involving some sampling activities that are interesting to the students.

<b>Student Workload (SWL)</b> الحمل الدراسي للطالب			
<b>Structured SWL (h/sem)</b> الحمل الدراسي المنتظم للطالب خلال الفصل	30	<b>Structured SWL (h/w)</b> الحمل الدراسي المنتظم للطالب أسبوعيا	2
<b>Unstructured SWL (h/sem)</b> الحمل الدراسي غير المنتظم للطالب خلال الفصل	20	<b>Unstructured SWL (h/w)</b> الحمل الدراسي غير المنتظم للطالب أسبوعيا	1.5
<b>Total SWL (h/sem)</b> الحمل الدراسي الكلي للطالب خلال الفصل	50		

<b>Module Evaluation</b> تقييم المادة الدراسية					
		Time/Number	Weight (Marks)	Week Due	Relevant Learning Outcome
<b>Formative assessment</b>	<b>Quizzes</b>	2	10% (10)	5,10	LO # All
	<b>Assignments</b>	2	10% (10)	2,12	LO # All
	<b>Projects</b>	1	10%(10)	14	LO # All
	<b>Report</b>	1	10% (10)	13	LO # All
<b>Summative assessment</b>	<b>Midterm Exam</b>	2 hr	10% (10)	7	LO # All
	<b>Final Exam</b>	3hr	50% (50)	15	All
<b>Total assessment</b>			100% (100 Marks)		

## Delivery Plan (Weekly Syllabus)

### المنهاج الاسبوعي النظري

	Material Covered
<b>Week 1</b>	Parts of speech, vocabulary and comprehension
<b>Week 2</b>	Verb to be, present simple, vocabulary and comprehension.
<b>Week 3</b>	Possessive adjective, possessives, verb to have, verb to do, vocabulary and comprehension.
<b>Week 4</b>	Definite Indefinite articles, pronouns, subject, object,
<b>Week 5</b>	This and that, expletive there, prepositions, vocabulary and comprehension
<b>Week 6</b>	Plurals, , expressions of quantity, , vocabulary and comprehension
<b>Week 7</b>	Mid. Term examination, Simple past, modal verbs, auxiliary verbs,
<b>Week 8</b>	Question words, asking questions, vocabulary and comprehension.
<b>Week 9</b>	Negative and interrogative, I would like and I like, vocabulary and comprehension.
<b>Week 10</b>	Writing a composition, punctuation, vocabulary and comprehension.
<b>Week 11</b>	Present continues, vocabulary and comprehension
<b>Week 12</b>	Types of questions, (yes -no) questions and (wh) questions
<b>Week 13</b>	Simple past, vocabulary and comprehension
<b>Week 14</b>	Simple past, revision
<b>Week 15</b>	Final examination

## Learning and Teaching Resources

### مصادر التعلم والتدريس


	Text	Available in the Library?
<b>Required Texts</b>	Headway plus for beginners	No
<b>Recommended Texts</b>	Any Grammar and comprehension for technical learning	No
<b>Websites</b>	1- <a href="https://www.coursera.org/browse/physical-science-and-engineering/electrical-engineering">https://www.coursera.org/browse/physical-science-and-engineering/electrical-engineering</a> 2- <a href="https://link.springer.com/book/10.1007/978-981-10-8624-3">https://link.springer.com/book/10.1007/978-981-10-8624-3</a> 3- <a href="https://progressivecollege.ie/courses/early-learning-and-care-qqi-level-5-award/?gad=1&amp;gclid=EAlaIqObChMI_Nqu2tqA_wIVZ4VoCR2O0woLEAAYASAAE_D_BwE">https://progressivecollege.ie/courses/early-learning-and-care-qqi-level-5-award/?gad=1&amp;gclid=EAlaIqObChMI_Nqu2tqA_wIVZ4VoCR2O0woLEAAYASAAE_D_BwE</a>	

## Grading Scheme

## مخطط الدرجات

Group	Grade	التقدير	Marks (%)	Definition
<b>Success Group (50 - 100)</b>	<b>A</b> - Excellent	امتياز	90 - 100	Outstanding Performance
	<b>B</b> - Very Good	جيد جدا	80 - 89	Above average with some errors
	<b>C</b> - Good	جيد	70 - 79	Sound work with notable errors
	<b>D</b> - Satisfactory	متوسط	60 - 69	Fair but with major shortcomings
	<b>E</b> - Sufficient	مقبول	50 - 59	Work meets minimum criteria
<b>Fail Group (0 - 49)</b>	<b>FX</b> – Fail	راسب (قيد المعالجة)	(45-49)	More work required but credit awarded
	<b>F</b> – Fail	راسب	(0-44)	Considerable amount of work required

**Note:** Marks Decimal places above or below 0.5 will be rounded to the higher or lower full mark (for example a mark of 54.5 will be rounded to 55, whereas a mark of 54.4 will be rounded to 54. The University has a policy NOT to condone "near-pass fails" so the only adjustment to marks awarded by the original marker(s) will be the automatic rounding outlined above.



رئيس القسم

د فلاح كفي مطلوب



اسم وتوقيع استاذ المادة

م م قمر ضياء

Module Information			
معلومات المادة الدراسية			
Module Title	<b>Electrical Engineering</b>		Module Delivery
Module Type	C		<input type="checkbox"/> Theory <input checked="" type="checkbox"/> Lecture <input checked="" type="checkbox"/> Lab <input type="checkbox"/> Tutorial <input type="checkbox"/> Practical <input type="checkbox"/> Seminar
Module Code	<b>HUC-ACR-105</b>		
ECTS Credits	7		
SWL (hr/sem)	<b>175</b>		
Module Level	1	Semester of Delivery	2
Administering Department	Department of Refrigeration and Air Conditioning Engineering Technologies	College	HUC
Module Leader	دموع حيدر	e-mail	dumue_haider@hillla-unc.edu.iq
Module Leader's Acad. Title	Assist. Lect.	Module Leader's Qualification	M.Sc.
Module Tutor	Name (if available)	e-mail	E-mail
Peer Reviewer Name	Name	e-mail	E-mail
Scientific Committee Approval Date	02/10/2023	Version Number	1.0

Relation with other Modules			
العلاقة مع المواد الدراسية الأخرى			
Prerequisite module	None	Semester	
Co-requisites module	None	Semester	

Module Aims, Learning Outcomes and Indicative Contents	
أهداف المادة الدراسية ونتائج التعلم والمحتويات الإرشادية	
Module Aims	1. This is the basic subject for all electrical and electronic circuits. 2. This course deals with the basic concept of electrical circuits.

أهداف المادة الدراسية	<p>3. To understand voltage, current and power from a given circuit.</p> <p>4. To develop problem solving skills and understanding of circuit theory through the application of techniques.</p> <p>5. To understand Kirchoff's current and voltage Laws problems.</p>
<p><b>Module Learning Outcomes</b></p> <p>مخرجات التعلم للمادة الدراسية</p>	<p>1. Define Ohm's law.</p> <p>2. List the various terms associated with electrical circuits.</p> <p>3. Recognize how electricity works in electrical circuits.</p> <p>4. Describe electrical power, charge, and current.</p> <p>5. Explain the two Kirchoff's laws used in circuit analysis.</p> <p>6. Discuss the various properties of resistors, capacitors, and inductors.</p> <p>7. Discuss the operations of sinusoid and phasors in an electric circuit.</p> <p>8. Identify the capacitor and inductor phasor relationship with respect to voltage and current.</p>
<p><b>Indicative Contents</b></p> <p>المحتويات الإرشادية</p>	<p>DC circuits – Current and voltage definitions, Passive sign convention and circuit elements, Combining resistive elements in series and parallel. Kirchoff's laws and Ohm's law. Anatomy of a circuit, Network reduction. [15 hrs]</p> <p>AC circuits I – Time dependent signals, average and RMS values. Capacitance and inductance, energy storage elements, simple AC steady-state sinusoidal analysis. [15 hrs]</p> <p>AC Circuits II - RL, RC and RLC circuits - Frequency response of RLC circuits, simple filter and band-pass circuits, resonance and Q-factor, use of Bode plots, use of differential equations and their solutions. Time response (natural and step responses). Introduction to second order circuits. [15 hrs]</p> <p>Revision problem classes. [6 hrs]</p> <p>Resistive networks, voltage and current sources, Thevenin equivalent circuits, current and voltage division, input resistance, output resistance, maximum power transfer, RMS and power dissipation, current limiting and over voltage protection. [15 hrs]</p>

### Learning and Teaching Strategies

#### استراتيجيات التعلم والتعليم

<b>Strategies</b>	Assessment is based on hand-in assignments, participation in the exercises, classes interactive tutorials, Quizzes and Practical testing
-------------------	--

### Student Workload (SWL)

#### الحمل الدراسي للطالب

<b>Structured SWL (h/sem)</b> الحمل الدراسي المنتظم للطالب خلال الفصل	115	<b>Structured SWL (h/w)</b> الحمل الدراسي المنتظم للطالب أسبوعياً	8
<b>Unstructured SWL (h/sem)</b>	60	<b>Unstructured SWL (h/w)</b> الحمل الدراسي غير المنتظم للطالب أسبوعياً	4

الحمل الدراسي غير المنتظم للطالب خلال الفصل		
<b>Total SWL (h/sem)</b> الحمل الدراسي الكلي للطالب خلال الفصل	175	

<b>Module Evaluation</b> تقييم المادة الدراسية					
		Time/Number	Weight (Marks)	Week Due	Relevant Learning Outcome
<b>Formative assessment</b>	<b>Quizzes</b>	4	10% (10)	3,5,9,12	LO #1-8
	<b>Assignments</b>	2	10% (10)	3, 11	LO # 1-8
	<b>Lab.</b>	10	10% (10)	continuous	LO # 1-8
	<b>Homework</b>	4	10%(10)	3,6,9,12	LO # 1-8
<b>Summative assessment</b>	<b>Midterm Exam</b>	2 hr	10% (10)	7	LO # 1-8
	<b>Final Exam</b>	3hr	50% (50)	15	All
<b>Total assessment</b>			100% (100 Marks)		

<b>Delivery Plan (Weekly Syllabus)</b> المنهاج الاسبوعي النظري	
	<b>Material Covered</b>
<b>Week 1</b>	Resistance, conductance, effect of temp. on the resistance value
<b>Week 2</b>	Oham's law, series connection, parallel connection, compound connection
<b>Week 3</b>	Voltage and current divider solved examples, kirchhoff's laws
<b>Week 4</b>	Star-delta conversion examples
<b>Week 5</b>	Thevenin's theorem, maximum power transfer
<b>Week 6</b>	Nodal method, superposition
<b>Week 7</b>	Mid. term Examination, Alternating voltage and current
<b>Week 8</b>	Frequency, period, instantaneous value of voltage and current
<b>Week 9</b>	Component of A.C circuit, pure resistance, pure inductance, pure capacitance
<b>Week 10</b>	Series A.C circuit, R,L,C in series
<b>Week 11</b>	Impedance, phase angle, resonance, phase diagram
<b>Week 12</b>	Parallel A.C circuit, R,L,C, Admittance, power factor
<b>Week 13</b>	Active, reactive, apparent power in A.C circuit
<b>Week 14</b>	3-phase circuit
<b>Week 15</b>	Final Examination



Module Information			
معلومات المادة الدراسية			
Module Title	<b>Engineering Mechanics</b>		Module Delivery
Module Type	C		<input checked="" type="checkbox"/> Theory <input type="checkbox"/> Lecture <input type="checkbox"/> Lab <input type="checkbox"/> Tutorial <input type="checkbox"/> Practical <input type="checkbox"/> Seminar
Module Code	<b>HUC-ACR-106</b>		
ECTS Credits	8		
SWL (hr/sem)	200		
Module Level	1	Semester of Delivery	2
Administering Department	Department of Refrigeration and Air Conditioning Engineering Technologies	College	HUC
Module Leader	سجاد حسن ناصر	e-mail	Sajjad_hasan@hilla-unc.edu.iq
Module Leader's Acad. Title	Assist. Lect.	Module Leader's Qualification	M.Sc.
Module Tutor	Name (if available)	e-mail	E-mail
Peer Reviewer Name	Name	e-mail	E-mail
Scientific Committee Approval Date	02/10/2023	Version Number	1.0

Relation with other Modules			
العلاقة مع المواد الدراسية الأخرى			
Prerequisite module	HACR100	Semester	L1, S1
Co-requisites module		Semester	

Module Aims, Learning Outcomes and Indicative Contents	
أهداف المادة الدراسية ونتائج التعلم والمحتويات الإرشادية	
Module Aims أهداف المادة الدراسية	1. The course aims to provide first-stage students with basic knowledge of engineering mechanics. 2. Everything related to forces and motion and related concepts such as equilibrium and analysis of forces, centers of gravity, moments of inertia, friction and motion of

	<p>bodies are studied.</p> <p>3. The course aims to enable students to gain access to the science of geometry by understanding how to perform correct engineering analysis</p> <p>4. Dealing with laws, equations, illustrations, and other data, and linking data together to reach outputs.</p> <p>5. Enabling the student to be able to analyze, devise and draw conclusions.</p>
<p><b>Module Learning Outcomes</b></p> <p>مخرجات التعلم للمادة الدراسية</p>	<ol style="list-style-type: none"> <li>1. The student can understand the fundamentals and laws of engineering mechanics.</li> <li>2. The student is familiar with the types of forces and methods of analysis.</li> <li>3. The student can understand the basics of the Equilibrium of a Particle</li> <li>4. Understand the Moment of a Force around the point and axis.</li> <li>5. Learn the basics of Equilibrium of a Rigid Body and equations of equilibrium.</li> <li>6. The student can understand Structural Analysis.</li> <li>7. Enabling students to obtain knowledge, understanding, and analyze the motion of mechanical systems.</li> <li>8. Learn concepts of motion laws.</li> <li>9. Learn and analyze the motion of projectiles.</li> <li>10. Absolute Dependent Motion Analysis of Two Particles.</li> <li>11. The Students can understand the Kinetics of a Particle: Force and Acceleration.</li> <li>12. The Students can understand the Kinetics of a Particle: Work and Energy.</li> </ol>
<p><b>Indicative Contents</b></p> <p>المحتويات الإرشادية</p>	<ol style="list-style-type: none"> <li>1. The fundamentals and laws of engineering mechanics.</li> <li>2. Analyze forces.</li> <li>3. Equilibrium of a Particle.</li> <li>4. Moment of a Force.</li> <li>5. Structural Analysis.</li> <li>6. Laws of Motion.</li> <li>7. Analyze the motion of mechanical systems.</li> </ol>

### Learning and Teaching Strategies

#### استراتيجيات التعلم والتعليم

<b>Strategies</b>	Assessment is based on hand-in assignments, written exam, Case study, Quizzes, seminars, Practical testing and Online testing.
-------------------	--

### Student Workload (SWL)

#### الحمل الدراسي للطالب

<b>Structured SWL (h/sem)</b>	٥٩	<b>Structured SWL (h/w)</b>	6
الحمل الدراسي المنتظم للطالب خلال الفصل		الحمل الدراسي المنتظم للطالب أسبوعياً	
<b>Unstructured SWL (h/sem)</b>	١٤١	<b>Unstructured SWL (h/w)</b>	8

الحمل الدراسي غير المنتظم للطالب خلال الفصل		الحمل الدراسي غير المنتظم للطالب أسبوعياً	
<b>Total SWL (h/sem)</b> الحمل الدراسي الكلي للطالب خلال الفصل	200		

<b>Module Evaluation</b> تقييم المادة الدراسية					
		Time/Number	Weight (Marks)	Week Due	Relevant Learning Outcome
<b>Formative assessment</b>	<b>Quizzes</b>	2	10% (10)	5,10	LO #1-9
	<b>Assignments</b>	5	10% (10)	3, 5,7,10,13	LO # 1-9
	<b>Homework</b>	4	10%(10)	3,6,9,12	LO # 1-9
	<b>Report</b>	2	10% (10)	8,15	LO # 1-9
<b>Summative assessment</b>	<b>Midterm Exam</b>	2 hr	10% (10)	7	LO # 1-7
	<b>Final Exam</b>	3hr	50% (50)	15	All
<b>Total assessment</b>			100% (100 Marks)		


<b>Delivery Plan (Weekly Syllabus)</b> المنهاج الاسبوعي النظري	
	Material Covered
<b>Week 1</b>	STATIC: Basic principles in mechanics, Vector Quantities and forces Analysis (2d ,3d)
<b>Week 2</b>	Equilibrium of a Particle (2d , 3d)
<b>Week 3</b>	Force System Resultants: Moment of a Force Scalar Formulation/Moment of a Force-Vector Formulation
<b>Week 4</b>	Force System Resultants: Moment of a Force about a Specified Axis/Moment of a Couple
<b>Week 5</b>	Equilibrium of a Rigid Body: Conditions for Rigid Body Equilibrium/ Free-Body Diagrams/ Equations of Equilibrium
<b>Week 6</b>	Equilibrium in three dimensions: Free-Body Diagrams/ Equations of Equilibrium
<b>Week 7</b>	Mid. Term examination, Structural Analysis: Simple Trusses/ The Method of Joints/ Zero-Force Members
<b>Week 8</b>	Structural Analysis:The Method of Sections/ Space Trusses/ Frames and Machines
<b>Week 9</b>	DYNAMICS: Kinematics of a Particle/ Rectilinear Kinematics: Continuous Motion
<b>Week 10</b>	Motion of a Projectile
<b>Week 11</b>	Absolute Dependent Motion Analysis of Two Particles
<b>Week 12</b>	Kinetics of a Particle: Force and Acceleration
<b>Week 13</b>	Kinetics of a Particle: Work and Energy/ The Work of a Force

<b>Week 14</b>	Principle of Work and Energy, Power and Efficiency
<b>Week 15</b>	Final Examination


<b>Learning and Teaching Resources</b> مصادر التعلم والتدريس		
	Text	Available in the Library?
<b>Required Texts</b>	Engineering Mechanics, Twelfth Edition, R. C. Hibbeler	No
<b>Recommended Texts</b>		
<b>Websites</b>		

<b>Grading Scheme</b> مخطط الدرجات				
Group	Grade	التقدير	Marks (%)	Definition
<b>Success Group</b> (50 - 100)	<b>A</b> - Excellent	امتياز	90 - 100	Outstanding Performance
	<b>B</b> - Very Good	جيد جدا	80 - 89	Above average with some errors
	<b>C</b> - Good	جيد	70 - 79	Sound work with notable errors
	<b>D</b> - Satisfactory	متوسط	60 - 69	Fair but with major shortcomings
	<b>E</b> - Sufficient	مقبول	50 - 59	Work meets minimum criteria
<b>Fail Group</b> (0 - 49)	<b>FX</b> - Fail	راسب (قيد المعالجة)	(45-49)	More work required but credit awarded
	<b>F</b> - Fail	راسب	(0-44)	Considerable amount of work required

**Note:** Marks Decimal places above or below 0.5 will be rounded to the higher or lower full mark (for example a mark of 54.5 will be rounded to 55, whereas a mark of 54.4 will be rounded to 54). The University has a policy NOT to condone "near-pass fails" so the only adjustment to marks awarded by the original marker(s) will be the automatic rounding outlined above.

  
 رئيس القسم  
 د. طارق كبر



  
 استاذ المادة  
 م.ع. جواد حسن نام

Module Information			
معلومات المادة الدراسية			
Module Title	<b>Thermodynamics ١</b>		Module Delivery
Module Type	C		<input type="checkbox"/> Theory <input checked="" type="checkbox"/> Lecture <input checked="" type="checkbox"/> Lab <input type="checkbox"/> Tutorial <input type="checkbox"/> Practical <input type="checkbox"/> Seminar
Module Code	<b>HUC-ACR-107</b>		
ECTS Credits	8		
SWL (hr/sem)	200		
Module Level	1	Semester of Delivery	2
Administering Department	Department of Refrigeration and Air Conditioning Engineering Technologies	College	HUC
Module Leader	Haroun A K Shahad	e-mail	<a href="mailto:hakshahad@yahoo.com">hakshahad@yahoo.com</a> , haroon_abd@hilla-unc.edu.iq
Module Leader's Acad. Title	Professor	Module Leader's Qualification	Ph.D.
Module Tutor	Name (if available)	e-mail	E-mail
Peer Reviewer Name	Name	e-mail	E-mail
Scientific Committee Approval Date	02/10/2023	Version Number	1.0

Relation with other Modules			
العلاقة مع المواد الدراسية الأخرى			
Prerequisite module	None	Semester	
Co-requisites module	None	Semester	

Module Aims, Learning Outcomes and Indicative Contents	
أهداف المادة الدراسية ونتائج التعلم والمحتويات الإرشادية	
Module Aims أهداف المادة الدراسية	Studying thermodynamic properties of pure substance and working fluid, the interaction between heat and work, the laws of thermodynamics and the entropy and entropy generation.

<b>Module Learning Outcomes</b> مخرجات التعلم للمادة الدراسية	1. Use thermodynamic terminology correctly. 2. Explain fundamental thermodynamic properties. 3. Derive and discuss the first and second laws of thermodynamics. 4. Solve problems using the properties and relationships of thermodynamic fluids. 5. Students must have understanding of thermodynamic fundamentals before studying their application in applied thermodynamics. 6. The understanding of thermodynamic properties and processes will assist students in other related coursework.
<b>Indicative Contents</b> المحتويات الإرشادية	Introduction, properties of pure substance and working fluid, P-V and P-T diagrams, using steam tables, Heat and work, First law of thermodynamics, Second law of thermodynamics, entropy

### Learning and Teaching Strategies

#### استراتيجيات التعلم والتعليم

<b>Strategies</b>	Assessment is based on hand-in assignments, written exam, Case study, Quizzes, seminars, Practical testing and Online testing.
-------------------	--

### Student Workload (SWL)

#### الحمل الدراسي للطالب

<b>Structured SWL (h/sem)</b> الحمل الدراسي المنتظم للطالب خلال الفصل	143	<b>Structured SWL (h/w)</b> الحمل الدراسي المنتظم للطالب أسبوعياً	10
<b>Unstructured SWL (h/sem)</b> الحمل الدراسي غير المنتظم للطالب خلال الفصل	57	<b>Unstructured SWL (h/w)</b> الحمل الدراسي غير المنتظم للطالب أسبوعياً	4
<b>Total SWL (h/sem)</b> الحمل الدراسي الكلي للطالب خلال الفصل	200		

### Module Evaluation

#### تقييم المادة الدراسية

		Time/Number	Weight (Marks)	Week Due	Relevant Learning Outcome
Formative assessment	Quizzes	4	10% (10)	4,6,8,12	LO # 1-6
	Assignments	2	10% (10)	3, 11	LO # 1-6
	Lab.	10	10% (20)	1-14	LO # 1-6

	<b>Home work</b>	4	10% (10)	3,6,9,12	LO # 1-6
<b>Summative assessment</b>	<b>Midterm Exam</b>	2hr	10% (10)	7	LO 1-4
	<b>Final Exam</b>	3hr	50% (50)	15	All
<b>Total assessment</b>			100% (100 Marks)		

### Delivery Plan (Weekly Syllabus)

المنهاج الاسبوعي النظري

	<b>Material Covered</b>
<b>Week 1</b>	Thermodynamic terms and definitions, units and units conversion
<b>Week 2</b>	Thermodynamics Properties of Pure substance
<b>Week 3</b>	Working Fluid
<b>Week 4</b>	Work and Heat
<b>Week 5</b>	First Law of Thermodynamics
<b>Week 6,7</b>	Non-flow Processes
<b>Week 8</b>	Mid. Term Examination, Flow Processes
<b>Week 9</b>	Flow processes
<b>Week 10</b>	Second law of thermodynamics
<b>Week 11</b>	Corollaries of second law of thermodynamics
<b>Week 12,13,14</b>	Entropy and entropy change
<b>Week 15</b>	Final Examination

### Delivery Plan (Weekly Lab. Syllabus)

المنهاج الاسبوعي للمختبر

	<b>Material Covered</b>
<b>Week 1</b>	Measurement and instruments
<b>Week 2</b>	Types of temperature measurements
<b>Week 3</b>	Boyles law
<b>Week 4</b>	Charles law
<b>Week 5</b>	Joule experiment
<b>Week 6</b>	Measuring of C.V of fuel
<b>Week 7</b>	Measuring specific heats
<b>Week 8</b>	Heat pump
<b>Week 9</b>	Finding the law of expansion
<b>Week 10</b>	Measuring the latent heat of evaporation

Week 11	Finding of the degree of superheating
---------	---------------------------------------

Learning and Teaching Resources		
مصادر التعلم والتدريس		
	Text	Available in the Library?
Required Texts	Engineering Thermodynamics, Concepts and Applications Haroun A K Shahad , 2023	Yes
Recommended Texts	Cengel, Y.A., Boles, M.A. and Kanoğlu, M., 2011. <i>Thermodynamics: an engineering approach</i> . New York:	No
Websites		

Grading Scheme				
مخطط الدرجات				
Group	Grade	التقدير	Marks (%)	Definition
Success Group (50 - 100)	A - Excellent	امتياز	90 - 100	Outstanding Performance
	B - Very Good	جيد جدا	80 - 89	Above average with some errors
	C - Good	جيد	70 - 79	Sound work with notable errors
	D - Satisfactory	متوسط	60 - 69	Fair but with major shortcomings
	E - Sufficient	مقبول	50 - 59	Work meets minimum criteria
Fail Group (0 - 49)	FX – Fail	راسب (قيد المعالجة)	(45-49)	More work required but credit awarded
	F – Fail	راسب	(0-44)	Considerable amount of work required
<p><b>Note:</b> Marks Decimal places above or below 0.5 will be rounded to the higher or lower full mark (for example a mark of 54.5 will be rounded to 55, whereas a mark of 54.4 will be rounded to 54. The University has a policy NOT to condone "near-pass fails" so the only adjustment to marks awarded by the original marker(s) will be the automatic rounding outlined above.</p>				





رئيس القسم  
 د. ملاح كافي

استاذ المادة  
 د. ر. حارون عبد الوهاب محمد

Module Information			
معلومات المادة الدراسية			
Module Title	<b>Human Rights and Democracy</b>		Module Delivery
Module Type	<b>B</b>		<input checked="" type="checkbox"/> Theory <input type="checkbox"/> Lecture <input type="checkbox"/> Lab <input type="checkbox"/> Tutorial <input type="checkbox"/> Practical <input type="checkbox"/> Seminar
Module Code	<b>HUC-ACR-108</b>		
ECTS Credits	<b>2</b>		
SWL (hr/sem)	<b>50</b>		
Module Level	1	Semester of Delivery	2
Administering Department	Department of Refrigeration and Air Conditioning Engineering Technologies	College	HUC
Module Leader	Name	e-mail	E-mail
Module Leader's Acad. Title	Professor	Module Leader's Qualification	Ph.D.
Module Tutor	Name (if available)	e-mail	E-mail
Peer Reviewer Name	Name	e-mail	E-mail
Scientific Committee Approval Date	02/10/2023	Version Number	1.0

Relation with other Modules			
العلاقة مع المواد الدراسية الأخرى			
Prerequisite module	None	Semester	
Co-requisites module	None	Semester	

Module Aims, Learning Outcomes and Indicative Contents	
أهداف المادة الدراسية ونتائج التعلم والمحتويات الإرشادية	
Module Aims أهداف المادة الدراسية	Introducing students to the democratic system and its fundamentals. Introducing students to their rights and duties under a democratic political system. Introducing students to all their human rights and how to preserve, defend, and protect them. Introducing students to the democratic political system in Iraq and the Permanent Iraqi

	Constitution of 2023.
<b>Module Learning Outcomes</b> مخرجات التعلم للمادة الدراسية	Knowledge and Comprehension: ١- Through classroom theoretical lectures. ٢- Assigning students to read a specific book. ٣- Assigning students a homework assignment to prepare a report on a specific topic. ٤- Oral exams
<b>Indicative Contents</b> المحتويات الإرشادية	The course consists of two parts. The first introduces human rights and the most important topics through which students learn about their rights. The second part includes an introduction to democracy, the nature of democratic systems, and how democratic governance is achieved, as well as an introduction to the democratic system in Iraq.

### Learning and Teaching Strategies

#### استراتيجيات التعلم والتعليم

<b>Strategies</b>	Written lectures - questions and answers - access to specific sources
-------------------	---

### Student Workload (SWL)

#### الحمل الدراسي للطالب

<b>Structured SWL (h/sem)</b> الحمل الدراسي المنتظم للطالب خلال الفصل	30	<b>Structured SWL (h/w)</b> الحمل الدراسي المنتظم للطالب أسبوعياً	٢
<b>Unstructured SWL (h/sem)</b> الحمل الدراسي غير المنتظم للطالب خلال الفصل	20	<b>Unstructured SWL (h/w)</b> الحمل الدراسي غير المنتظم للطالب أسبوعياً	1.5
<b>Total SWL (h/sem)</b> الحمل الدراسي الكلي للطالب خلال الفصل	50		

### Module Evaluation

#### تقييم المادة الدراسية

		Time/Number	Weight (Marks)	Week Due	Relevant Learning Outcome
<b>Formative assessment</b>	<b>Quizzes</b>	3	10% (10)	4,8,12	LO #1-4
	<b>Assignments</b>	2	10% (10)	3, 11	LO # 1-4
	<b>Homework</b>	2	10%(10)	5,9	LO # 1-4
	<b>Report</b>	1	10% (10)	13	LO # 1-4
<b>Summative assessment</b>	<b>Midterm Exam</b>	1 hr	10% (10)	7	LO # 1-4
	<b>Final Exam</b>	2hr	50% (50)	15	All
<b>Total assessment</b>			100% (100 Marks)		

## Delivery Plan (Weekly Syllabus)

### المناهج الاسبوعي النظري

	Material Covered
<b>Week 1</b>	uman rights. Definition. Objectives. Human Rights in Ancient Civilizations and Divine Laws
<b>Week 2</b>	Human Rights in Contemporary and Modern History: Recognition of Human Rights Since World War I and the League of Nations Regional Recognition of Human Rights: European Convention on Human Rights 1950, American Convention on Human Rights 1969, African Charter on Human Rights 1981, Arab Charter on Human Rights 1994
<b>Week 3</b>	NGOs and Human Rights (1) International Committee of the Red Cross, 2) Amnesty International, Human Rights Watch, National Human Rights Organizations, Human Rights in the Iraqi Constitution (Rights and Freedoms in the Constitution of the Republic of Iraq of 2005
<b>Week 4</b>	Human Rights and Public Freedoms in the Universal Declaration of Human Rights, Regional Charters and National Constitutions, Economic, Social, Environmental, Cultural, and Developmental Human Rights, and Civil and Political Human Rights
<b>Week 5</b>	Modern human rights (the right to development, the right to a clean environment, the right to solidarity, the right to religion). Guarantees for respect and protection of human rights at the national level. Guarantees in the constitution and laws. Guarantees in the principle of the rule of law. Guarantees in constitutional oversight. Guarantees in freedom of the press and public opinion. The role of non-governmental organizations in respecting and protecting human rights.
<b>Week 6</b>	Guarantees of respect for and protection of human rights at the international level; the role of the United Nations and its specialized agencies in providing guarantees. The role of regional organizations (the Arab League, the European Union, the African Union, the Organization of American States). The role of international, regional, non-governmental organizations and public opinion in respecting and protecting human rights. The general theory of freedoms, the origin of rights and freedoms, the position of Islamic law on declared rights and freedoms, and the use of the term "public freedoms."
<b>Week 7</b>	Midterm exam; The rule of law and guarantees of the rule of law; Regulation of public freedoms by public authorities
<b>Week 8</b>	Equality: the historical development of the concept of equality; the modern development of the concept of equality; gender equality; equality between individuals according to their beliefs and race.
<b>Week 9</b>	Democracy: Definition and Types
<b>Week 10</b>	Components and Obstacles to Democracy
<b>Week 11</b>	The Democratic System in the Iraqi Constitution of 2003 - Elections - Political Parties -
<b>Week 12</b>	, Fundamental Freedoms, Intellectual Freedoms, Economic and Social Freedoms, Concept of Freedoms and Classification of Public Freedoms
<b>Week 13</b>	Scientific and Technological Progress and Public Freedoms; The Future of Public Freedoms
<b>Week 14</b>	The general concept of awareness (defining environmental awareness, water awareness, and the need to study them); the concept of environmental awareness; means of achieving environmental awareness; dimensions of water awareness; challenges facing water security in Iraq; proposed measures to resolve the freshwater shortage crisis; definition of genocide; the United Nations Convention on the Prevention and Punishment of the Crime of Genocide; acts of genocide; genocide tribunals; crimes of genocide; crimes against humanity; crimes of the Ba'ath Socialist Party; rights of persons with disabilities.
<b>Week 15</b>	Final Exam

## Learning and Teaching Resources

مصادر التعلم والتدريس

	Text	Available in the Library?
Required Texts		Yes
Recommended Texts		No
Websites		

## Grading Scheme

مخطط الدرجات

Group	Grade	التقدير	Marks (%)	Definition
Success Group (50 - 100)	A - Excellent	امتياز	90 - 100	Outstanding Performance
	B - Very Good	جيد جدا	80 - 89	Above average with some errors
	C - Good	جيد	70 - 79	Sound work with notable errors
	D - Satisfactory	متوسط	60 - 69	Fair but with major shortcomings
	E - Sufficient	مقبول	50 - 59	Work meets minimum criteria
Fail Group (0 - 49)	FX – Fail	راسب (قيد المعالجة)	(45-49)	More work required but credit awarded
	F – Fail	راسب	(0-44)	Considerable amount of work required

**Note:** Marks Decimal places above or below 0.5 will be rounded to the higher or lower full mark (for example a mark of 54.5 will be rounded to 55, whereas a mark of 54.4 will be rounded to 54). The University has a policy NOT to condone "near-pass fails" so the only adjustment to marks awarded by the original marker(s) will be the automatic rounding outlined above.

  
 رئيس القسم  
 د. مازع لبيبا





Module Information			
معلومات المادة الدراسية			
Module Title	<b>Arabic Language</b>		Module Delivery
Module Type	<b>B</b>		<input checked="" type="checkbox"/> Theory <input type="checkbox"/> Lecture <input type="checkbox"/> Lab <input type="checkbox"/> Tutorial <input type="checkbox"/> Practical <input type="checkbox"/> Seminar
Module Code	<b>HUC-ACR-109</b>		
ECTS Credits	<b>2</b>		
SWL (hr/sem)	<b>50</b>		
Module Level	1	Semester of Delivery	2
Administering Department	Department of Refrigeration and Air Conditioning Engineering Technologies	College	HUC
Module Leader	Name	e-mail	E-mail
Module Leader's Acad. Title	Professor	Module Leader's Qualification	Ph.D.
Module Tutor	Name (if available)	e-mail	E-mail
Peer Reviewer Name	Name	e-mail	E-mail
Scientific Committee Approval Date	02/10/2023	Version Number	1.0
<b>Relation with other Modules</b>			
العلاقة مع المواد الدراسية الأخرى			
Prerequisite module	None	Semester	
Co-requisites module	None	Semester	

Module Aims, Learning Outcomes and Indicative Contents	
أهداف المادة الدراسية ونتائج التعلم والمحتويات الإرشادية	
Module Aims أهداف المادة الدراسية	<p>١-Deepen students' knowledge of the grammar and spelling rules they have previously learned, thus avoiding linguistic and spelling errors, and facilitating the writing of reports and other written work grammatically and linguistically correct.</p> <p>٢-Expand linguistic and literary awareness to include all students and the local community through various lectures, seminars, and training courses, and support for creative talents.</p>

<b>Module Learning Outcomes</b> مخرجات التعلم للمادة الدراسية	Knowledge, understanding, and application are taught through classroom lectures, encouraging students to read a specific book in the subject, and assigning students research assignments or office reports during the first year of study.
<b>Indicative Contents</b> المحتويات الإرشادية	The course consists of one part that teaches students the general rules of writing in the Arabic language, ensuring that the basics of this language are not compromised.

### Learning and Teaching Strategies

#### استراتيجيات التعلم والتعليم

<b>Strategies</b>	Learning strategies: Self-directed learning, active learning, cooperative learning Teaching strategies: Presenting material, asking questions, classroom tests, homework.
-------------------	--

### Student Workload (SWL)

#### الحمل الدراسي للطالب

<b>Structured SWL (h/sem)</b> الحمل الدراسي المنتظم للطالب خلال الفصل	30	<b>Structured SWL (h/w)</b> الحمل الدراسي المنتظم للطالب أسبوعياً	٢
<b>Unstructured SWL (h/sem)</b> الحمل الدراسي غير المنتظم للطالب خلال الفصل	20	<b>Unstructured SWL (h/w)</b> الحمل الدراسي غير المنتظم للطالب أسبوعياً	1.5
<b>Total SWL (h/sem)</b> الحمل الدراسي الكلي للطالب خلال الفصل	50		

### Module Evaluation

#### تقييم المادة الدراسية

		Time/Number	Weight (Marks)	Week Due	Relevant Learning Outcome
<b>Formative assessment</b>	<b>Quizzes</b>	3	10% (10)	4,8,12	LO # All
	<b>Assignments</b>	2	10% (10)	3, 11	LO # All
	<b>Homework</b>	2	10%(10)	4,10	LO # All
	<b>Report</b>	1	10%(10)	13	LO # All
<b>Summative assessment</b>	<b>Midterm Exam</b>	1 hr	10% (10)	7	LO # All
	<b>Final Exam</b>	2hr	50% (50)	15	All
<b>Total assessment</b>			100% (100 Marks)		

### Delivery Plan (Weekly Syllabus)

## المناهج الاسبوعي النظري

	Material Covered
<b>Week 1</b>	- The concept of linguistic errors - Rules for writing the closed taa and the open taa
<b>Week 2</b>	- The extended and shortened alif - The solar and lunar letters
<b>Week 3</b>	Dhad and Thā
<b>Week 4</b>	Writing the hamza: the hamzat al-wasl and hamzat al-qata'; the medial hamza; the extreme hamza
<b>Week 5</b>	Punctuation marks
<b>Week 6</b>	Nouns and verbs and the difference between them
<b>Week 7</b>	Midterm Exam; Objects: Object, Absolute Object, Object for Purpose, Object in Which, Object with
<b>Week 8</b>	Number
<b>Week 9</b>	Applications of Common Grammatical Mistakes
<b>Week 10</b>	Applications of Common Grammatical Mistakes
<b>Week 11</b>	- Meanings of Prepositions - The Rule of the Distinguishing Alif - The Rule of the Nun and Tanween
<b>Week 12</b>	Formal Aspects of Administrative Discourse
<b>Week 13</b>	Language of Administrative Discourse
<b>Week 14</b>	Language of Administrative Discourse
<b>Week 15</b>	End-of-Semester Exam

## Learning and Teaching Resources

### مصادر التعلم والتدريس

	Text	Available in the Library?
<b>Required Texts</b>		Yes
<b>Recommended Texts</b>		No
<b>Websites</b>		

## Grading Scheme

### مخطط الدرجات

Group	Grade	التقدير	Marks (%)	Definition
<b>Success Group (50 - 100)</b>	<b>A - Excellent</b>	امتياز	90 - 100	Outstanding Performance
	<b>B - Very Good</b>	جيد جدا	80 - 89	Above average with some errors

	C - Good	جيد	70 - 79	Sound work with notable errors
	D - Satisfactory	متوسط	60 - 69	Fair but with major shortcomings
	E - Sufficient	مقبول	50 - 59	Work meets minimum criteria
<b>Fail Group (0 – 49)</b>	<b>FX – Fail</b>	راسب (قيد المعالجة)	(45-49)	More work required but credit awarded
	<b>F – Fail</b>	راسب	(0-44)	Considerable amount of work required

**Note:** Marks Decimal places above or below 0.5 will be rounded to the higher or lower full mark (for example a mark of 54.5 will be rounded to 55, whereas a mark of 54.4 will be rounded to 54. The University has a policy NOT to condone "near-pass fails" so the only adjustment to marks awarded by the original marker(s) will be the automatic rounding outlined above.

رئيس القسم  
د. طارق لبيب



أ.د. صباح عطوي عبود  
أستاذ المادة

Module Information			
معلومات المادة الدراسية			
Module Title	<b>Computer Principles</b>		Module Delivery
Module Type	E		<input type="checkbox"/> Theory <input checked="" type="checkbox"/> Lecture <input checked="" type="checkbox"/> Lab <input type="checkbox"/> Tutorial <input type="checkbox"/> Practical <input type="checkbox"/> Seminar
Module Code	<b>HUC-ACR-110</b>		
ECTS Credits	3		
SWL (hr/sem)	75		
Module Level	1	Semester of Delivery	2
Administering Department	Department of Refrigeration and Air Conditioning Engineering Technologies	College	HUC
Module Leader	ايناس طالب	e-mail	E-mail
Module Leader's Acad. Title	Assist. Lect.	Module Leader's Qualification	M.Sc.
Module Tutor	Name (if available)	e-mail	E-mail
Peer Reviewer Name	Name	e-mail	E-mail
Scientific Committee Approval Date	02/10/2023	Version Number	1.0

Relation with other Modules			
العلاقة مع المواد الدراسية الأخرى			
Prerequisite module	None	Semester	
Co-requisites module	None	Semester	

Module Aims, Learning Outcomes and Indicative Contents	
أهداف المادة الدراسية ونتائج التعلم والمحتويات الإرشادية	
Module Aims أهداف المادة الدراسية	General objective: To provide students with skills in using basic office applications, creating office files and documents, using operating systems, and the basics of working in the digital environment.
Module Learning Outcomes مخرجات التعلم للمادة الدراسية	Knowledge and Understanding 1- Through classroom lectures, encouraging students to read a specific book in the subject, and assigning students research assignments and/or office reports during the first year of study.

<b>Indicative Contents</b> المحتويات الإرشادية	
---	--

<b>Learning and Teaching Strategies</b> استراتيجيات التعلم والتعليم	
<b>Strategies</b>	Assessment is based on hand-in assignments, written exam, Case study, Quizzes, seminars, Practical testing and Online testing.

<b>Student Workload (SWL)</b> الحمل الدراسي للطالب			
<b>Structured SWL (h/sem)</b> الحمل الدراسي المنتظم للطالب خلال الفصل	60	<b>Structured SWL (h/w)</b> الحمل الدراسي المنتظم للطالب أسبوعياً	4
<b>Unstructured SWL (h/sem)</b> الحمل الدراسي غير المنتظم للطالب خلال الفصل	15	<b>Unstructured SWL (h/w)</b> الحمل الدراسي غير المنتظم للطالب أسبوعياً	1
<b>Total SWL (h/sem)</b> الحمل الدراسي الكلي للطالب خلال الفصل	75		

<b>Module Evaluation</b> تقييم المادة الدراسية					
		Time/Number	Weight (Marks)	Week Due	Relevant Learning Outcome
<b>Formative assessment</b>	<b>Quizzes</b>	3	10% (10)	4,8,12	LO # All
	<b>Assignments</b>	2	10% (10)	3, 11	LO # All
	<b>Homework</b>	2	10% (10)	5,10	LO # All
	<b>Report</b>	1	10%(10)	10	LO # All
<b>Summative assessment</b>	<b>Midterm Exam</b>	2 hr	10% (10)	7	LO # All
	<b>Final Exam</b>	3hr	50% (50)	15	All
<b>Total assessment</b>			100% (100 Marks)		

<b>Delivery Plan (Weekly Syllabus)</b> المنهاج الاسبوعي النظري	
	<b>Material Covered</b>
<b>Week 1</b>	Areas of computer use, its features, and classification by size, purpose, and data type.

<b>Week 2</b>	The physical and software components of the computer; components of the desktop, Start menu, and taskbar; folders, files, and icons; operations on windows and desktop backgrounds.
<b>Week 3</b>	The personal computer and the concept of software security and software licenses; cyberethics, computer security, and privacy; software licenses and their types, intellectual property, hacking, and malware; the most important steps necessary to protect against hacking; the health effects of computers.
<b>Week 4</b>	Controlling the operating system, its components, and groups; uninstalling and installing programs.
<b>Week 5</b>	Some common computer settings and conditions; managing the printer, setting the time and date, and maintaining initial disks.
<b>Week 6</b>	Microsoft 2010; Running Microsoft 2010; Program Interface; Main Tabs
<b>Week 7</b>	Midterm Exam; Home Tab; View Tab; Page Layout Tab
<b>Week 8</b>	Inserting Objects and Tables; Text and Symbol Groups; Additional Objects in Word
<b>Week 9</b>	PowerPoint 2010; Opening the Program; Program Environment; Adding and Editing Slides
<b>Week 10</b>	Additions to Slides and Animations; Add-ons, Inserts, and Comments
<b>Week 11</b>	Excel 2010; Program Environment, Opening, and Closing; Understanding Tabs
<b>Week 12</b>	Working with Tables, Functions, and Equations; Inserting and Adding Curves and Polygons
<b>Week 13</b>	Summary of Paint as an Example of Image Processing; Copying, Adding, and Moving Between Different Computer Programs
<b>Week 14</b>	Review
<b>Week 15</b>	End-of-Semester Exam

### Delivery Plan (Weekly Lab. Syllabus)

#### المنهاج الاسبوعي للمختبر

	<b>Material Covered</b>
<b>Week 1</b>	Training students to deal with the computer and desktop environment, browsing, opening and closing windows and dialog boxes, and the correct ways to deal with the keyboard, cursor, and other devices. - Practical examples on customization, dealing with icons, and changing screen resolution.
<b>Week 2</b>	Train the student on the Start menu; create a file and save it under the student's name on the desktop. Work with the program's windows and scroll bars. Create a folder with a specific name and train on renaming, hiding, retrieving, and deleting. Train the student on operating windows and desktop backgrounds.
<b>Week 3</b>	Training the student to deal with computer software licenses and their types and to deal with the original source of the software. Training the student to deal with computer security and electronic hacking.
<b>Week 4</b>	Learn about operating systems; format the hard disk and install the Windows operating system.
<b>Week 5</b>	Training the student on using the control panel and common settings on the computer, installing the printer and how to deal with it, and setting the time and date.
<b>Week 6</b>	Familiarize yourself with the Word environment, its menus, and formats; write a wide range of texts, train students on various formatting techniques, and print them on the printer.
<b>Week 7</b>	Training students on page layout, other tabs, adding symbols, and equations.
<b>Week 8</b>	Training on inserting objects; creating tables and various examples; creating documents more professionally.
<b>Week 9</b>	PowerPoint: Training and familiarization with the program's environment, slides, tabs, and formats, as well as adding and deleting them.
<b>Week 10</b>	Create multiple slides and practice slide animation, sounds, and inserting objects.
<b>Week 11</b>	Get familiar with the Excel environment, its menus, and formats. Train students on formatting and tab types.

<b>Week 12</b>	Manage tables and draw curves and polygons.
<b>Week 13</b>	Microsoft Paint as an example of image processing software; practice linking and controlling the programs.
<b>Week 14</b>	Review
<b>Week 15</b>	End-of-semester exam

Learning and Teaching Resources		
مصادر التعلم والتدريس		
	Text	Available in the Library?
<b>Required Texts</b>		
<b>Recommended Texts</b>		
<b>Websites</b>		

Grading Scheme				
مخطط الدرجات				
Group	Grade	التقدير	Marks (%)	Definition
<b>Success Group</b> (50 - 100)	<b>A</b> – Excellent	امتياز	90 - 100	Outstanding Performance
	<b>B</b> - Very Good	جيد جدا	80 - 89	Above average with some errors
	<b>C</b> – Good	جيد	70 - 79	Sound work with notable errors
	<b>D</b> – Satisfactory	متوسط	60 - 69	Fair but with major shortcomings
	<b>E</b> – Sufficient	مقبول	50 - 59	Work meets minimum criteria
<b>Fail Group</b> (0 – 49)	<b>FX</b> – Fail	راسب (قيد المعالجة)	(45-49)	More work required but credit awarded
	<b>F</b> – Fail	راسب	(0-44)	Considerable amount of work required

**Note:** Marks Decimal places above or below 0.5 will be rounded to the higher or lower full mark (for example a mark of 54.5 will be rounded to 55, whereas a mark of 54.4 will be rounded to 54. The University has a policy NOT to condone "near-pass fails" so the only adjustment to marks awarded by the original marker(s) will be the automatic rounding outlined above.

رئيس القسم  
و. م. ع. ك. ب.



استاذ المادة

Module Information			
معلومات المادة الدراسية			
Module Title	<b>Matlab</b>		Module Delivery
Module Type	<b>E</b>		<input type="checkbox"/> Theory <input checked="" type="checkbox"/> Lecture <input checked="" type="checkbox"/> Lab <input type="checkbox"/> Tutorial <input type="checkbox"/> Practical <input type="checkbox"/> Seminar
Module Code	<b>HUC-ACR-111</b>		
ECTS Credits	<b>3</b>		
SWL (hr/sem)	<b>75</b>		
Module Level	1	Semester of Delivery	2
Administering Department	Department of Refrigeration and Air Conditioning Engineering Technologies	College	HUC
Module Leader	Name	e-mail	E-mail
Module Leader's Acad. Title	Professor	Module Leader's Qualification	Ph.D.
Module Tutor	Name (if available)	e-mail	E-mail
Peer Reviewer Name	Name	e-mail	E-mail
Scientific Committee Approval Date	02/10/2023	Version Number	1.0

Relation with other Modules			
العلاقة مع المواد الدراسية الأخرى			
Prerequisite module	None	Semester	
Co-requisites module	None	Semester	

Module Aims, Learning Outcomes and Indicative Contents	
أهداف المادة الدراسية ونتائج التعلم والمحتويات الإرشادية	
Module Aims أهداف المادة الدراسية	To make the student able to process, program, and solve arithmetic and engineering problems using Matlab.
Module Learning Outcomes مخرجات التعلم للمادة الدراسية	1. To apply the knowledge about Matlab. 2. To enable students solve scientific and mathematical problems, write codes, design projects and process images.

<b>Indicative Contents</b> المحتويات الإرشادية	
---	--

<b>Learning and Teaching Strategies</b> استراتيجيات التعلم والتعليم	
<b>Strategies</b>	Assessment is based on hand-in assignments, written exam, Case study, Quizzes, seminars, Practical testing and Online testing.

<b>Student Workload (SWL)</b> الحمل الدراسي للطالب			
<b>Structured SWL (h/sem)</b> الحمل الدراسي المنتظم للطالب خلال الفصل	60	<b>Structured SWL (h/w)</b> الحمل الدراسي المنتظم للطالب أسبوعياً	4
<b>Unstructured SWL (h/sem)</b> الحمل الدراسي غير المنتظم للطالب خلال الفصل	15	<b>Unstructured SWL (h/w)</b> الحمل الدراسي غير المنتظم للطالب أسبوعياً	1
<b>Total SWL (h/sem)</b> الحمل الدراسي الكلي للطالب خلال الفصل	100		

<b>Module Evaluation</b> تقييم المادة الدراسية					
		Time/Number	Weight (Marks)	Week Due	Relevant Learning Outcome
<b>Formative assessment</b>	<b>Quizzes</b>	3	10% (10)	4,8,12	LO # All
	<b>Assignments</b>	2	10% (10)	3, 11	LO # All
	<b>Lab.</b>	10	10% (10)	continuous	LO # All
	<b>Homework</b>	2	10%(10)	5,10	LO # All
<b>Summative assessment</b>	<b>Midterm Exam</b>	2 hr	10% (10)	7	LO # All
	<b>Final Exam</b>	3hr	50% (50)	15	All
<b>Total assessment</b>			100% (100 Marks)		

<b>Delivery Plan (Weekly Syllabus)</b> المنهاج الاسبوعي النظري	
---	--

	Material Covered
Week 1	Introduction to Matlab
Week 2	Mathematical Functions
Week 3	Vectors & Matrices
Week 4	Vectors & Matrices
Week 5	Introduction to Programming in MATLAB
Week 6	Control flow
Week 7	Mid. Term Examination, Control flow
Week 8	Debugging
Week 9	Mathematical Equations
Week 10	Graph Plot
Week 11	GUI
Week 12	GUI
Week 13	Image Processing
Week 14	Simulink
Week 15	Final Examination

### Delivery Plan (Weekly Lab. Syllabus)

المنهاج الاسبوعي للمختبر

	Material Covered
Week 1	Lab 1: Introduction to Matlab and Mathematical Functions
Week 2	Lab 2: Vectors & Matrices
Week 3	Lab 3: Control flow
Week 4	Lab 4: Mathematical Equations
Week 5	Lab 5: GUI
Week 6	Lab 6: Image Processing
Week 7	Lab 7: Simulink

### Learning and Teaching Resources

مصادر التعلم والتدريس

	Text	Available in the Library?
Required Texts		
Recommended Texts		

<b>Websites</b>	<a href="https://www.mathworks.com/products/matlab.html">https://www.mathworks.com/products/matlab.html</a>
-----------------	---

<b>Grading Scheme</b> مخطط الدرجات				
<b>Group</b>	<b>Grade</b>	<b>التقدير</b>	<b>Marks (%)</b>	<b>Definition</b>
<b>Success Group</b> <b>(50 - 100)</b>	<b>A - Excellent</b>	امتياز	90 - 100	Outstanding Performance
	<b>B - Very Good</b>	جيد جدا	80 - 89	Above average with some errors
	<b>C - Good</b>	جيد	70 - 79	Sound work with notable errors
	<b>D - Satisfactory</b>	متوسط	60 - 69	Fair but with major shortcomings
	<b>E - Sufficient</b>	مقبول	50 - 59	Work meets minimum criteria
<b>Fail Group</b> <b>(0 - 49)</b>	<b>FX – Fail</b>	راسب (قيد المعالجة)	(45-49)	More work required but credit awarded
	<b>F – Fail</b>	راسب	(0-44)	Considerable amount of work required
<p><b>Note:</b> Marks Decimal places above or below 0.5 will be rounded to the higher or lower full mark (for example a mark of 54.5 will be rounded to 55, whereas a mark of 54.4 will be rounded to 54. The University has a policy NOT to condone "near-pass fails" so the only adjustment to marks awarded by the original marker(s) will be the automatic rounding outlined above.</p>				

Second stage

**UGII**

Module Information			
معلومات المادة الدراسية			
Module Title	<b>Advanced Mathematics</b>		Module Delivery
Module Type	S		<input type="checkbox"/> Theory <input checked="" type="checkbox"/> Lecture <input type="checkbox"/> Lab <input checked="" type="checkbox"/> Tutorial <input type="checkbox"/> Practical <input type="checkbox"/> Seminar
Module Code	<b>HUC-ACR-200</b>		
ECTS Credits	6		
SWL (hr/sem)	<b>150</b>		
Module Level	2	Semester of Delivery	1
Administering Department	Department of Refrigeration and Air Conditioning Engineering Technologies	College	HUC
Module Leader	علي يونس	e-mail	E-mail
Module Leader's Acad. Title	Professor	Module Leader's Qualification	Ph.D.
Module Tutor	Name (if available)	e-mail	E-mail
Peer Reviewer Name	Name	e-mail	E-mail
Scientific Committee Approval Date	02/10/2023	Version Number	1.0

Relation with other Modules			
العلاقة مع المواد الدراسية الأخرى			
Prerequisite module	HUC-ACR-100	Semester	L1, S1
Co-requisites module	None	Semester	

Module Aims, Learning Outcomes and Indicative Contents	
أهداف المادة الدراسية ونتائج التعلم والمحتويات الإرشادية	
<b>Module Aims</b> أهداف المادة الدراسية	<ol style="list-style-type: none"> <li>1. To introduce students to the mathematical concepts and techniques that they will encounter in the various engineering.</li> <li>2. To develop an awareness of the role of mathematics in the solution of engineering problems.</li> <li>3. Solve problems involving differentiation and integration.</li> <li>4. Solve system of linear equations using matrix method.</li> <li>5. Apply vector methods to the solution of geometric problems.</li> </ol>

	6. Uses differential equations in problems of heat transfer and other engineering systems.
<b>Module Learning Outcomes</b> مخرجات التعلم للمادة الدراسية	1. Apply basic operation in vector algebra(Cartesian and geometric representation) to represent lines and planes, calculate the gradient of a scalar field using partial derivatives. 2. Apply the basic rules and techniques of <b>**differential**</b> calculus and its application in engineering. 3. Apply the basic rules and techniques of <b>**integral**</b> calculus and its application in engineering. 4. Demonstrate the basics, rules and techniques for differential equation and partial differentiation. 5. Demonstrate the basics, rules and techniques of complex number algebra and its application in engineering. 6. Use basic operations of matrix algebra, determinants and their application in solving systems of linear equations. 7. Use of software packages for matrix calculations.
<b>Indicative Contents</b> المحتويات الإرشادية	Differential and integral calculus of functions of two or more variables and Their applications. Vectors in 3D and their applications, line and surface Integrals, infinite and power series ,matrices , functions of complex variables.

### Learning and Teaching Strategies

#### استراتيجيات التعلم والتعليم

<b>Strategies</b>	Class activities , homework, quizzes, online testing , written exam .
-------------------	---

### Student Workload (SWL)

#### الحمل الدراسي للطالب

<b>Structured SWL (h/sem)</b> الحمل الدراسي المنتظم للطالب خلال الفصل	101	<b>Structured SWL (h/w)</b> الحمل الدراسي المنتظم للطالب أسبوعيا	7
<b>Unstructured SWL (h/sem)</b> الحمل الدراسي غير المنتظم للطالب خلال الفصل	49	<b>Unstructured SWL (h/w)</b> الحمل الدراسي غير المنتظم للطالب أسبوعيا	4
<b>Total SWL (h/sem)</b> الحمل الدراسي الكلي للطالب خلال الفصل	150		

### Module Evaluation

#### تقييم المادة الدراسية

	Time/Nu	Weight (Marks)	Week Due	Relevant Learning
--	---------	----------------	----------	-------------------

		number			Outcome
Formative assessment	Quizzes	4	10% (10)	4,6,8,12	LO #1-7
	Assignments	3	10% (10)	3, 6,11	LO # 1-7
	Homework	4	10%(10)	3,5,7,9	LO # 1-7
	Report	1	10%(10)	13	LO # 1-7
Summative assessment	Midterm Exam	2 hr	10% (10)	7	LO # 1-4
	Final Exam	3hr	50% (50)	15	All
Total assessment			100% (100 Marks)		

<b>Delivery Plan (Weekly Syllabus)</b> المنهاج الاسبوعي النظري	
	Material Covered
<b>Week 1</b>	Overview of differentiation and integration.
<b>Week 2</b>	Vectors in 3D , triple product of vectors ( dot and cross), equations of line and plane in space.
<b>Week 3</b>	Complex numbers, De moiver's theory, power and roots of complex numbers, Euler formula, complex functions, Cauchy- Riemann equations.
<b>Week 4</b>	Functions of two or more variables, dependent and independent variables, limits, continuity, partial derivatives.
<b>Week 5</b>	Applications of partial derivatives, tangent plane to surface, normal line to surface, tangent line to curve, normal plane to curve, relative maximum and minimum points, directional derivative.
<b>Week 6</b>	Polar coordinate, polar functions, graph polar function, relations between polar and cartesian, cylindrical and spherical coordinate.
<b>Week 7</b>	Mid. Term examination, Double integration ,change of double integration, polar coordinate in double integration.
<b>Week 8</b>	Applications of double integration.
<b>Week 9</b>	Triple integration, cylindrical and spherical coordinate in triple integration, applications.
<b>Week 10</b>	Line integrals, green theory.
<b>Week 11</b>	Sequences and series, finite and infinite series.
<b>Week 12</b>	Types of series, methods test diverge and converge of series.
<b>Week 13</b>	Power series, expansion of functions in power series (Taylor and Maclaurin).
<b>Week 14</b>	Ordinary differential equations, first and second O.D.E . Solving of first and second O.D.E , applications of O.D.E .
<b>Week 15</b>	Final Examination

Learning and Teaching Resources		
مصادر التعلم والتدريس		
	Text	Available in the Library?
Required Texts	1. Mu Murray R.Spiegel "Advanced calculus " schaum's outline series, McGraw-Hill company 1974. 2. G. Stephenson, " Mathematical methods for science students " Longman house, 1981 . 3.G. Thomas and R. Finney " calculus and analytical geometry " sixth edition,2000. 4.J. Hass , C. Heil and M. D.Weir " Thomas calculus " fourteenth edition, 2018.	
Recommended Texts		
Websites		

Grading Scheme				
مخطط الدرجات				
Group	Grade	التقدير	Marks (%)	Definition
Success Group (50 - 100)	A - Excellent	امتياز	90 - 100	Outstanding Performance
	B - Very Good	جيد جدا	80 - 89	Above average with some errors
	C - Good	جيد	70 - 79	Sound work with notable errors
	D - Satisfactory	متوسط	60 - 69	Fair but with major shortcomings
	E - Sufficient	مقبول	50 - 59	Work meets minimum criteria
Fail Group (0 - 49)	FX – Fail	راسب (قيد المعالجة)	(45-49)	More work required but credit awarded
	F – Fail	راسب	(0-44)	Considerable amount of work required

**Note:** Marks Decimal places above or below 0.5 will be rounded to the higher or lower full mark (for example a mark of 54.5 will be rounded to 55, whereas a mark of 54.4 will be rounded to 54. The University has a policy NOT to condone "near-pass fails" so the only adjustment to marks awarded by the original marker(s) will be the automatic rounding outlined above.

رئيس القسم  
ذ. بوعصب



استاذ المادة  
علي بوزن شاكر

Module Information			
معلومات المادة الدراسية			
Module Title	<b>Mechanical Drawing</b>		Module Delivery
Module Type	C		<input type="checkbox"/> Theory <input checked="" type="checkbox"/> Lecture <input checked="" type="checkbox"/> Lab <input type="checkbox"/> Tutorial <input type="checkbox"/> Practical <input type="checkbox"/> Seminar
Module Code	<b>HUC-ACR-201</b>		
ECTS Credits	6		
SWL (hr/sem)	<b>150</b>		
Module Level	2	Semester of Delivery	1
Administering Department	Department of Refrigeration and Air Conditioning Engineering Technologies	College	HUC
Module Leader	Sajjad hassan	e-mail	E-mail
Module Leader's Acad. Title	Professor	Module Leader's Qualification	Ph.D.
Module Tutor	Name (if available)	e-mail	E-mail
Peer Reviewer Name	Name	e-mail	E-mail
Scientific Committee Approval Date	02/10/2023	Version Number	1.0

Relation with other Modules			
العلاقة مع المواد الدراسية الأخرى			
Prerequisite module	HUC-ACR-101	Semester	L1,S1
Co-requisites module	None	Semester	

Module Aims, Learning Outcomes and Indicative Contents	
أهداف المادة الدراسية ونتائج التعلم والمحتويات الإرشادية	
Module Aims أهداف المادة الدراسية	<p>The basic skill of reading engineering drawing along with their symbols and terms as well as the standards.</p> <p>Understanding joining, bolts and gears, knowledge of assembly drawings</p> <p>How to use ACD in mechanical drawing 9. fits and tolerances</p>
Module Learning Outcomes	<p>1-Understand engineering drawings,</p> <p>2-Understand blue prints of mechanical elements</p>

مخرجات التعلم للمادة الدراسية	3-Understand assemblies and their implementation. 4-Understand the terms fit and tolerance.
<b>Indicative Contents</b> المحتويات الإرشادية	Application on computer, basic of engineering drawing with their simples and terms as well as their standards. Using AutoCAD to draw an example of joining by bolts. Classification of keys, pins and rivets. Application on computer, using AutoCAD to draw an example of joining of keys or pins. Tolerances, basic size, limits of size and deviation. Fits , classes of fit/ clearance. Transition. Interference. Calculation of fits & tolerance. Assembly drawing using AutoCAD to draw general assembly. Application on computer, using AutoCAD to draw an example of spur gear.

### Learning and Teaching Strategies

#### استراتيجيات التعلم والتعليم

<b>Strategies</b>	Assessment is based on hand-in assignments, written exam, Case study, Quizzes, seminars, Practical testing and Online testing.
-------------------	--

### Student Workload (SWL)

#### الحمل الدراسي للطالب

<b>Structured SWL (h/sem)</b> الحمل الدراسي المنتظم للطالب خلال الفصل	115	<b>Structured SWL (h/w)</b> الحمل الدراسي المنتظم للطالب أسبوعيا	8
<b>Unstructured SWL (h/sem)</b> الحمل الدراسي غير المنتظم للطالب خلال الفصل	35	<b>Unstructured SWL (h/w)</b> الحمل الدراسي غير المنتظم للطالب أسبوعيا	3
<b>Total SWL (h/sem)</b> الحمل الدراسي الكلي للطالب خلال الفصل	150		

### Module Evaluation

#### تقييم المادة الدراسية

		Time/Number	Weight (Marks)	Week Due	Relevant Learning Outcome
<b>Formative assessment</b>	<b>Quizzes</b>	4	10% (10)	4,8,12	LO #1-4
	<b>Assignments</b>	2	10% (10)	3, 11	LO # 1-4
	<b>Homework</b>	10	10%(10)	continuous	LO # 1-4
	<b>Class work</b>	10	10% (10)	continuous	LO # 1-4
<b>Summative assessment</b>	<b>Midterm Exam</b>	2 hr	10% (10)	7	LO # 1-2
	<b>Final Exam</b>	3hr	50% (50)	15	All
<b>Total assessment</b>			100% (100 Marks)		

## Delivery Plan (Weekly Syllabus)

### المنهاج الاسبوعي النظري

	Material Covered
<b>Week 1</b>	Symbols, expressions, general review
<b>Week 2</b>	Screws, bolts, studs and nuts, Keys.
<b>Week 3</b>	Screws, bolts, studs and nuts, Keys.
<b>Week 4</b>	pulleys
<b>Week 5</b>	Gears (bevel gear, worm gear, spur gear)
<b>Week 6</b>	Fit and tolerance
<b>Week 7</b>	Mid. Term examination, Surface finishing and part tables
<b>Week 8</b>	Surface finishing and part tables
<b>Week 9</b>	Assembly drawing and working drawing for advanced mechanisms
<b>Week 10</b>	Assembly drawing and working drawing for advanced mechanisms
<b>Week 11</b>	Pipes and tubes
<b>Week 12</b>	Pipes and tubes
<b>Week 13</b>	Gears assembly
<b>Week 14</b>	Advanced machine assembly
<b>Week 15</b>	Final Examination

## Learning and Teaching Resources

### مصادر التعلم والتدريس

	Text	Available in the Library?
<b>Required Texts</b>	AutoCAD reference book, Mechanical Drawing/ University of Technology	
<b>Recommended Texts</b>		
<b>Websites</b>		

## Grading Scheme

### مخطط الدرجات

Group	Grade	التقدير	Marks (%)	Definition
<b>Success Group</b> (50 - 100)	<b>A</b> - Excellent	امتياز	90 - 100	Outstanding Performance
	<b>B</b> - Very Good	جيد جدا	80 - 89	Above average with some errors
	<b>C</b> - Good	جيد	70 - 79	Sound work with notable errors
	<b>D</b> - Satisfactory	متوسط	60 - 69	Fair but with major shortcomings
	<b>E</b> - Sufficient	مقبول	50 - 59	Work meets minimum criteria
<b>Fail Group</b> (0 - 49)	<b>FX</b> - Fail	راسب (قيد المعالجة)	(45-49)	More work required but credit awarded
	<b>F</b> - Fail	راسب	(0-44)	Considerable amount of work required

**Note:** Marks Decimal places above or below 0.5 will be rounded to the higher or lower full mark (for example a mark of 54.5 will be rounded to 55, whereas a mark of 54.4 will be rounded to 54. The University has a policy NOT to condone "near-pass fails" so the only adjustment to marks awarded by the original marker(s) will be the automatic rounding outlined above.

رئيس القسم  
د. نادر كافي



استاذ المادة  
د. جبار حسن نام

<b>Module Information</b> معلومات المادة الدراسية			
<b>Module Title</b>	<b>Fluid Mechanics</b>		<b>Module Delivery</b>
<b>Module Type</b>	<b>C</b>		<input type="checkbox"/> Theory <input checked="" type="checkbox"/> Lecture <input checked="" type="checkbox"/> Lab <input checked="" type="checkbox"/> Tutorial <input type="checkbox"/> Practical <input type="checkbox"/> Seminar
<b>Module Code</b>	<b>HUC-ACR-202</b>		
<b>ECTS Credits</b>	<b>8</b>		
<b>SWL (hr/sem)</b>	<b>200</b>		
<b>Module Level</b>	2	<b>Semester of Delivery</b>	1
<b>Administering Department</b>	Department of Refrigeration and Air Conditioning Engineering Technologies		<b>College</b> HUC
<b>Module Leader</b>	Falah Kaify Matloub		<b>e-mail</b> E-mail <a href="mailto:falahkaify@gmail.com">falahkaify@gmail.com</a> <a href="mailto:falahkaify@hilla-unc.edu.iq">falahkaify@hilla-unc.edu.iq</a>
<b>Module Leader's Acad. Title</b>	Assistant Professor	<b>Module Leader's Qualification</b>	Ph.D.
<b>Module Tutor</b>	Name (if available)	<b>e-mail</b>	E-mail
<b>Peer Reviewer Name</b>	Name	<b>e-mail</b>	E-mail
<b>Scientific Committee Approval Date</b>	02/10/2023	<b>Version Number</b>	1.0

<b>Relation with other Modules</b> العلاقة مع المواد الدراسية الأخرى			
<b>Prerequisite module</b>	HUC-ACR-106, HUC-ACR-107		<b>Semester</b> L1, S1
<b>Co-requisites module</b>			<b>Semester</b>

## Module Aims, Learning Outcomes and Indicative Contents

### أهداف المادة الدراسية ونتائج التعلم والمحتويات الإرشادية

<b>Module Aims</b> أهداف المادة الدراسية	1. This module is intended to develop a deeper understanding of the fluid flow processes and the governing laws and related fluid properties. 2. The student will be able to analyze simple fluid problems with the aim of reduction of energy losses. 3. To introduce the theory and practice of fluid machines parts and assemblies using a wide range of technologies. 4. To allow processes to be chosen appropriately for any given application with any given fluid material. 5. To provide knowledge on the influence of thermal and mechanical parameters on system structure.
<b>Module Learning Outcomes</b> مخرجات التعلم للمادة الدراسية	1. Possess a sound knowledge of fundamental properties of fluids and fluid continuum and types of fluid flow. 2. Compute and solve problems on hydrostatics, including practical applications. 3. Apply principles of mathematics to represent kinematic concepts related to fluid flow. 4. Apply fundamental laws of fluid mechanics and the Bernoulli's principle for practical applications. 5. Compute the discharge through pipes can critically analyze the performance of pumps and turbines
<b>Indicative Contents</b> المحتويات الإرشادية	1) Introduction to Fluid Mechanics. a) Fluid Properties, b) density. c) viscosity. D) pressure. e) Shear stress. 2) Fluid Statics: a) Pressure Distribution. b) Forces. c) Buoyancy. d) Manometers. 3) Fluid Dynamics: a) Momentum b) Control Volume c) Energy d) Continuity 4) Fluid machines and hydraulics

## Learning and Teaching Strategies

### استراتيجيات التعلم والتعليم

<b>Strategies</b>	1. Quizzes and tests throughout the semester to check understanding and knowledge 2. Examinations, both written and practical, that assess learners' understanding of concepts, principles, and theories related to Fluid Processes 3. Observation of learners' practical skills in laboratory and workshop based or simulated settings. 4. Peer evaluation and feedback tools used as part of group projects or reciprocal feedback assignments. 5. Assignments and essays used to assess learners' comprehension of theoretical concepts. 6. Presentation and demonstration of acquired knowledge in real-world scenarios.
-------------------	---

## Student Workload (SWL)

### الحمل الدراسي للطالب

<b>Structured SWL (h/sem)</b> الحمل الدراسي المنتظم للطالب خلال الفصل	143	<b>Structured SWL (h/w)</b> الحمل الدراسي المنتظم للطالب أسبوعياً	10
--	-----	--	----

<b>Unstructured SWL (h/sem)</b> الحمل الدراسي غير المنتظم للطالب خلال الفصل	57	<b>Unstructured SWL (h/w)</b> الحمل الدراسي غير المنتظم للطالب أسبوعياً	5
<b>Total SWL (h/sem)</b> الحمل الدراسي الكلي للطالب خلال الفصل	200		

<b>Module Evaluation</b> تقييم المادة الدراسية					
		<b>Time/Number</b>	<b>Weight (Marks)</b>	<b>Week Due</b>	<b>Relevant Learning Outcome</b>
<b>Formative assessment</b>	<b>Quizzes</b>	3	10% (10)	4,8,12	LO #1-5
	<b>Assignments</b>	2	10% (10)	3, 11	LO #1-5
	<b>Laboratory</b>	7	10%(10)	continuous	LO #1-5
	<b>Homework</b>	4	10%(10)	3,6,9,12	LO #1-5
<b>Summative assessment</b>	<b>Midterm Exam</b>	2 hr	10% (10)	7	LO # 1-3
	<b>Final Exam</b>	3hr	50% (50)	15	All
<b>Total assessment</b>			100% (100 Marks)		

<b>Delivery Plan (Weekly Syllabus)</b> المنهاج الاسبوعي النظري	
	<b>Material Covered</b>
<b>Week 1</b>	Fluid Properties
<b>Week 2</b>	Deriving Pressure equation in fluids
<b>Week 3</b>	Manometry and pressure measurements.
<b>Week 4</b>	fluid forces on vertical surfaces
<b>Week 5</b>	Force on inclined surfaces and center of pressure
<b>Week 6</b>	fluid forces on curved surfaces
<b>Week 7</b>	Mid. Term examination, Buoyancy and metastable center
<b>Week 8</b>	Fluid dynamics applications
<b>Week 9</b>	Control volume concept
<b>Week 10</b>	Continuity
<b>Week 11</b>	Momentum of fixed control volume
<b>Week 12</b>	momentum of moving control volume and inertial systems

<b>Week 13</b>	Energy equation as applied to fluid systems
<b>Week 14</b>	Fluid machinery and hydraulics.
<b>Week 15</b>	Final Examination
<b>Delivery Plan (Weekly Lab. Syllabus)</b> المنهاج الاسبوعي للمختبر	
	<b>Material Covered</b>
<b>Week 1</b>	Fluid properties (density)
<b>Week 2</b>	Fluid properties (viscosity)
<b>Week 3</b>	Pressure distribution
<b>Week 4</b>	Vertical gates
<b>Week 5</b>	inclined gates
<b>Week 6</b>	fluid forces on different types of surfaces
<b>Week 7</b>	improving metastable center
<b>Week 8</b>	Introduction fluid dynamics (laminar flow)
<b>Week 9</b>	Introduction fluid dynamics (turbulent flow)

<b>Learning and Teaching Resources</b> مصادر التعلم والتدريس		
	<b>Text</b>	<b>Available in the Library?</b>
<b>Required Texts</b>	<ol style="list-style-type: none"> <li>1. B. R. Munson, Th. H. Okiishi, W W. Huebsch, A P. Rothmayer Fundamentals of fluid mechanics.</li> <li>2. Fox, Fluid Mechanics.</li> <li>3. F. White, Elementary Fluid Mechan</li> </ol>	
<b>Recommended Texts</b>		
<b>Websites</b>		

## Grading Scheme

### مخطط الدرجات


Group	Grade	التقدير	Marks (%)	Definition
Success Group (50 - 100)	A - Excellent	امتياز	90 - 100	Outstanding Performance
	B - Very Good	جيد جدا	80 - 89	Above average with some errors
	C - Good	جيد	70 - 79	Sound work with notable errors
	D - Satisfactory	متوسط	60 - 69	Fair but with major shortcomings
	E - Sufficient	مقبول	50 - 59	Work meets minimum criteria
Fail Group (0 - 49)	FX - Fail	راسب (قيد المعالجة)	(45-49)	More work required but credit awarded
	F - Fail	راسب	(0-44)	Considerable amount of work required

**Note:** Marks Decimal places above or below 0.5 will be rounded to the higher or lower full mark (for example a mark of 54.5 will be rounded to 55, whereas a mark of 54.4 will be rounded to 54. The University has a policy NOT to condone "near-pass fails" so the only adjustment to marks awarded by the original marker(s) will be the automatic rounding outlined above.



رئيس القسم

د فلاح كفي مطلوب



اسم وتوقيع استاذ المادة

د علاء عباس مهدي

Module Information			
معلومات المادة الدراسية			
Module Title	<b>Thermodynamics 2</b>		Module Delivery
Module Type	C		<input type="checkbox"/> Theory <input checked="" type="checkbox"/> Lecture <input checked="" type="checkbox"/> Lab <input checked="" type="checkbox"/> Tutorial <input type="checkbox"/> Practical <input type="checkbox"/> Seminar
Module Code	<b>HUC-ACR-203</b>		
ECTS Credits	<b>10</b>		
SWL (hr/sem)	<b>250</b>		
Module Level	2	Semester of Delivery	1
Administering Department	Department of Refrigeration and Air Conditioning Engineering Technologies	College	HUC
Module Leader	Haroun A K Shahad	e-mail	<a href="mailto:hakshahad@yahoo.com">hakshahad@yahoo.com</a> <a href="mailto:haroon_abd@hilla-unc.edu.iq">haroon_abd@hilla-unc.edu.iq</a>
Module Leader's Acad. Title	Professor	Module Leader's Qualification	Ph.D.
Module Tutor	Name (if available)	e-mail	E-mail
Peer Reviewer Name	Name	e-mail	E-mail
Scientific Committee Approval Date	02/10/2023	Version Number	1.0

Relation with other Modules			
العلاقة مع المواد الدراسية الأخرى			
Prerequisite module	HUC-ACR-107	Semester	L1, S1
Co-requisites module	None	Semester	

Module Aims, Learning Outcomes and Indicative Contents	
أهداف المادة الدراسية ونتائج التعلم والمحتويات الإرشادية	
Module Aims أهداف المادة الدراسية	Study thermodynamic power cycles, refrigeration cycles. Mixture properties, mixture laws, combustion
Module Learning	1-Understand and analyze different vapor power cycles. 2-Study and understand different components of steam power plants. 3-Understand and analyze different gas power cycles.

<b>Outcomes</b> مخرجات التعلم للمادة الدراسية	4-Study and analyze different components of gas power plants. 5-Understand and analyze internal combustion engine cycles. 6-Understand and analyze different vapor compression and absorption cycles 7-Analyze the properties of isentropic flows, shock waves and supersonic nozzle. 8-Understand single and multi-stage reciprocating compressors. 9-Understand the thermodynamic properties of gas mixtures. To know the gravimetric 10-Understand combustion process, heat of reaction.
<b>Indicative Contents</b> المحتويات الإرشادية	Power cycles, refrigeration cycles, compressors, mixtures

### Learning and Teaching Strategies

#### استراتيجيات التعلم والتعليم

<b>Strategies</b>	Assessment is based on hand-in assignments, written exam, Case study, Quizzes, seminars, Practical testing and Online testing.
-------------------	--

### Student Workload (SWL)

#### الحمل الدراسي للطالب

<b>Structured SWL (h/sem)</b> الحمل الدراسي المنتظم للطالب خلال الفصل	157	<b>Structured SWL (h/w)</b> الحمل الدراسي المنتظم للطالب أسبوعياً	11
<b>Unstructured SWL (h/sem)</b> الحمل الدراسي غير المنتظم للطالب خلال الفصل	93	<b>Unstructured SWL (h/w)</b> الحمل الدراسي غير المنتظم للطالب أسبوعياً	8
<b>Total SWL (h/sem)</b> الحمل الدراسي الكلي للطالب خلال الفصل	250		

### Module Evaluation

#### تقييم المادة الدراسية

		Time/Number	Weight (Marks)	Week Due	Relevant Learning Outcome
<b>Formative assessment</b>	<b>Quizzes</b>	3	10% (10)	4,8,12	LO #1-10
	<b>Assignments</b>	2	10% (10)	3, 11	LO #1-10
	<b>Lab.</b>	7	10%(10)	continuous	LO #1-10
	<b>Homework</b>	4	10%(10)	3,6,8,12	LO #1-10
<b>Summative assessment</b>	<b>Midterm Exam</b>	2 hr	10% (10)	7	LO # 1-6
	<b>Final Exam</b>	3hr	50% (50)	15	All
<b>Total assessment</b>			100% (100 Marks)		

<b>Delivery Plan (Weekly Syllabus)</b> المنهاج الاسبوعي النظري	
	<b>Material Covered</b>
<b>Weeks 1,3</b>	Vapor power cycles
<b>Weeks 4-7</b>	Gas power cycles
<b>Weeks 8,9,10</b>	mid. term examination, vapor compression cycles, absorption cycles
<b>Weeks 11,12</b>	Non-reacting gas mixtures
<b>Weeks 13,14</b>	Reacting gas mixtures (combustion)
<b>Week 15</b>	Final examination
<b>Delivery Plan (Weekly Lab. Syllabus)</b> المنهاج الاسبوعي للمختبر	
	<b>Material Covered</b>
<b>Week 1</b>	Steam boiler efficiency
<b>Week 2</b>	Determination of steam dryness fraction
<b>Week 3</b>	Determination of latent heat of evaporation
<b>Week 4</b>	Determination the phase of the refrigerant for VCR system components
<b>Week 5</b>	Determination of thermal efficiency for VCR cycle
<b>Week 6</b>	EES software training
<b>Week 7</b>	

<b>Learning and Teaching Resources</b> مصادر التعلم والتدريس		
	<b>Text</b>	<b>Available in the Library?</b>
<b>Required Texts</b>	<i>1-Engineering Thermodynamics, Concepts and Applications</i> <i>Prof Haroun A K Shahad, 2024</i> <i>2-Cengel, Y.A., Boles, M.A. and Kanoğlu, M., 2011.</i>	

	<i>Thermodynamics: an engineering approach (Vol. 5, p. 445). New York: McGraw-hill.</i> <i>3-Rajput, R.K., 2005. A textbook of engineering thermodynamics. Laxmi Publicati</i>	
<b>Recommended Texts</b>	1. <i>Cengel, Y.A., Boles, M.A. and Kanoğlu, M., 2011. Thermodynamics: an engineering approach (Vol. 5, p. 445). New York: McGraw-hill.</i> 2. <i>Thermodynamics Through Solved Problems Prof. Haroun A K Shahad</i>	
<b>Websites</b>		

Grading Scheme				
مخطط الدرجات				
Group	Grade	التقدير	Marks (%)	Definition
<b>Success Group</b> (50 - 100)	A - Excellent	امتياز	90 - 100	Outstanding Performance
	B - Very Good	جيد جدا	80 - 89	Above average with some errors
	C - Good	جيد	70 - 79	Sound work with notable errors
	D - Satisfactory	متوسط	60 - 69	Fair but with major shortcomings
	E - Sufficient	مقبول	50 - 59	Work meets minimum criteria
<b>Fail Group</b> (0 - 49)	FX – Fail	راسب (قيد المعالجة)	(45-49)	More work required but credit awarded
	F – Fail	راسب	(0-44)	Considerable amount of work required

**Note:** Marks Decimal places above or below 0.5 will be rounded to the higher or lower full mark (for example a mark of 54.5 will be rounded to 55, whereas a mark of 54.4 will be rounded to 54. The University has a policy NOT to condone "near-pass fails" so the only adjustment to marks awarded by the original marker(s) will be the automatic rounding outlined above.

رئيس القسم  
د. نذير



استاذ المادة  
د. حارون عبد القادر محمد



Module Information			
معلومات المادة الدراسية			
Module Title	<b>Refrigeration and Air Conditioning -1</b>		Module Delivery
Module Type	C		<input type="checkbox"/> Theory <input checked="" type="checkbox"/> Lecture <input checked="" type="checkbox"/> Lab <input type="checkbox"/> Tutorial <input type="checkbox"/> Practical <input type="checkbox"/> Seminar
Module Code	<b>HUC-ACR-204</b>		
ECTS Credits	12		
SWL (hr/sem)	٣٠٠		
Module Level	2	Semester of Delivery	2
Administering Department	Department of Refrigeration and Air Conditioning Engineering Technologies	College	HUC
Module Leader	Name	e-mail	E-mail
Module Leader's Acad. Title	Professor	Module Leader's Qualification	Ph.D.
Module Tutor	Name (if available)	e-mail	E-mail
Peer Reviewer Name	Name	e-mail	E-mail
Scientific Committee Approval Date	02/10/2023	Version Number	1.0

Relation with other Modules			
العلاقة مع المواد الدراسية الأخرى			
Prerequisite module	HUC-ACR-203	Semester	L2, S3
Co-requisites module	None	Semester	

Module Aims, Learning Outcomes and Indicative Contents	
أهداف المادة الدراسية ونتائج التعلم والمحتويات الإرشادية	
Module Aims أهداف المادة الدراسية	1. Introduce the student to the basic processes of refrigeration and conditioning 2. Identifying the properties of air and the processes that take place on the moisture content of air. 3. Learn about the different cooling media and how to use their tables and curves. 4. Learn about the refrigeration compression system and its accessories

<p><b>Module Learning Outcomes</b></p> <p>مخرجات التعلم للمادة الدراسية</p>	<p>1- The student will be able to complete basic operations calculations on the content of moisture air content</p> <p>2- The student will be able to determine the internal and external conditions for the design of the air conditioning system according to the conditions of human comfort.</p> <p>3- The student will be able to familiar with compression refrigeration system, its components and accessories in addition to its operation.</p>
<p><b>Indicative Contents</b></p> <p>المحتويات الإرشادية</p>	<p>Part A – Air Conditioning</p> <p>The basic properties of a mixture of air and water vapor: components of atmospheric air, general equation of gases, Dalton’s law of partial pressures, saturated vapor pressure, water vapor pressure in moist air, relative humidity, moisture content, humidification percentage, dew point, enthalpy, The psychrometric scheme and adaptation processes: a general explanation of the psychrometric chart and the basis for its construction.</p> <p>Sensible cooling, sensible heating, dehumidification, humidification by water injection, adiabatic humidification, humidification efficiency, humidification by constant wet bulb temperature, contact factor, and bypass factor.</p> <p>Humidification by steam injection, adiabatic air mixing, cooling, and dehumidification with reheating, preheating with humidification and reheat.</p> <p>Air mixing and adiabatic humidification with reheating, summer cycle and winter cycle, practical applications for the case of summer, and practical applications for the case of winter.</p> <p>Selection of supplied air conditions: removal of sensible heat, specific heat capacity of moisture air, removal of latent heat, inclination of the sensible heat ratio line, heat generated by fan motors, waste reheating, selection of appropriate air supply conditions</p> <p>Part B – Refrigeration cycles.</p> <p>Fundamentals</p> <p>Refrigerants, types of old and modern refrigerants, side effects of refrigerants on the ozone layer and global warming, secondary refrigerants, concept of refrigeration: uses of refrigeration and refrigeration methods, second law of thermodynamics, heat pump, reverse Carnot cycle, simple vapor compression cycle, simple vapor compression cycle parts..</p> <p>Mathematical analysis of the simple vapor compression cycle, the factors affecting the performance parameter of the vapor compression cycle (the impact of suction temperature, the impact of condensation temperature, the impact of sub-cooling, the impact of superheating, and the impact of pressure losses). Theoretical vapor compression cycle and its comparison with the real one, Improving the vapor compression cycle, Using flash tank, Super-cooling of refrigerant..</p> <p>Multistage compression: flash gas removal, intercooler, one evaporator and one compressor, two evaporators and one compressor, two compressors and one evaporator. multi-stage compression: two compressors and evaporators, multi-stage compression with several types of inter-cooling (water intercooler, liquid flash intercooler, flash gas intercooler).</p> <p>Vapor Compression refrigeration cycle components: compressors type, positive displacement compressors, reciprocating compressors, volumetric efficiency, mechanical efficiency, rotary compressors, screw compressors, scroll compressors, centrifugal compressors. Condensers, evaporators, and cooling towers Expansion tools, accessories for vapor compressor cooling system.</p>

## Learning and Teaching Strategies

### استراتيجيات التعلم والتعليم

<b>Strategies</b>	Type something like: The main strategy that will be adopted in delivering this module is to encourage students' participation in the exercises, while at the same time refining and expanding their critical thinking skills. This will be achieved through classes, interactive tutorials and by considering type of simple experiments involving some sampling activities that are interesting to the students.
-------------------	---

## Student Workload (SWL)

### الحمل الدراسي للطالب

<b>Structured SWL (h/sem)</b> الحمل الدراسي المنتظم للطالب خلال الفصل	١٤٤	<b>Structured SWL (h/w)</b> الحمل الدراسي المنتظم للطالب أسبوعياً	10
<b>Unstructured SWL (h/sem)</b> الحمل الدراسي غير المنتظم للطالب خلال الفصل	١٥٦	<b>Unstructured SWL (h/w)</b> الحمل الدراسي غير المنتظم للطالب أسبوعياً	١١,١٤
<b>Total SWL (h/sem)</b> الحمل الدراسي الكلي للطالب خلال الفصل	٣٠٠		

## Module Evaluation

### تقييم المادة الدراسية

		Time/Number	Weight (Marks)	Week Due	Relevant Learning Outcome
<b>Formative assessment</b>	<b>Quizzes</b>	3	10% (10)	4,8,12	LO #1-3
	<b>Assignments</b>	2	10% (10)	3, 11	LO # 1-3
	<b>Lab.</b>	7	10% (10)	continuous	LO # 1-3
	<b>Homework</b>	4	10%(10)	3,6,9,12	LO # 1-3
<b>Summative assessment</b>	<b>Midterm Exam</b>	2 hr	10% (10)	7	LO # 1-2
	<b>Final Exam</b>	3hr	50% (50)	15	All
<b>Total assessment</b>			100% (100 Marks)		

## Delivery Plan (Weekly Syllabus)

### المنهاج الاسبوعي النظري

	Material Covered
<b>Week 1</b>	The basic properties of a mixture of air and water vapor: components of atmospheric air, general equation of gases, Dalton's law of partial pressures, saturated vapor pressure, water vapor pressure in moist air, relative humidity, moisture content, humidification percentage, dew point, enthalpy, The psychrometric scheme and adaptation processes: a general explanation of the psychrometric chart and

	the basis for its construction
<b>Week 2</b>	Sensible cooling, sensible heating, dehumidification, humidification by water injection, adiabatic humidification, humidification efficiency, humidification by constant wet bulb temperature, contact factor, and bypass factor.
<b>Week 3</b>	Humidification by steam injection, adiabatic air mixing, cooling and dehumidification with reheating, preheating with humidification and reheat.
<b>Week 4</b>	Air mixing and adiabatic humidification with reheating, summer cycle and winter cycle, practical applications for the case of summer, and practical applications for the case of winter.
<b>Week 5</b>	Comfort and internal conditions: Metabolism and human comfort, body mechanics in heat transfer and thermoregulation, metabolic rate, clothing, the effect of the environment on human comfort, other factors affecting human comfort, and selection of internal condition
<b>Week 6</b>	Climate and external conditions: climate, wind, local winds, dew formation, seasonal temperature change, seasonal humidity change, meteorological measurements, seasonal change of the psychometric condition of the external outdoor conditions, selection of external conditions (the three methods).
<b>Week 7</b>	Mid. Term examination, Selection of supplied air conditions: removal of sensible heat, specific heat capacity of moisture air, removal of latent heat, inclination of the sensible heat ratio line, heat generated by fan motors, waste reheating, selection of appropriate air supply conditions
<b>Week 8</b>	Refrigerants, types of old and modern refrigerants, side effects of refrigerants on the ozone layer and global warming, secondary refrigerants, concept of refrigeration: uses of refrigeration and refrigeration methods, second law of thermodynamics, heat pump, reverse Carnot cycle, simple vapor compression cycle, simple vapor compression cycle parts.
<b>Week 9</b>	Mathematical analysis of the simple vapor compression cycle, the factors affecting the performance parameter of the vapor compression cycle (the impact of suction temperature, the impact of condensation temperature, the impact of sub-cooling, the impact of superheating, and the impact of pressure losses).
<b>Week 10</b>	Theoretical vapor compression cycle and its comparison with the real one, Improving the vapor compression cycle, Using flash tank, Super-cooling of refrigerant.
<b>Week 11</b>	Multistage compression: flash gas removal, intercooler, one evaporator and one compressor, two evaporators and one compressor, two compressors and one evaporator.
<b>Week 12</b>	Multi-stage compression: two compressors and evaporators, multi-stage compression with several types of intercooling (water intercooler, liquid flash intercooler, flash gas intercool
<b>Week 13</b>	Vapor Compression refrigeration cycle components: compressors type, positive displacement compressors, reciprocating compressors, volumetric efficiency, mechanical efficiency, rotary compressors, screw compressors, scroll compressors, centrifugal compressors.
<b>Week 14</b>	Condensers, evaporators, and cooling towers, Expansion tools, accessories for vapor compressor cooling system.

<b>Week 15</b>	Final Examination
<b>Delivery Plan (Weekly Lab. Syllabus)</b> المنهاج الاسبوعي للمختبر	
	<b>Material Covered</b>
<b>Week 1</b>	Air velocity measuring devices - measuring air velocity using a Petot tube and a manometer.
<b>Week 2</b>	Applications to the air properties Psychometric Chart.
<b>Week 3, 4</b>	Sensible cooling
<b>Week 5</b>	Dehumidification process
<b>Week 6</b>	Air Humidification by Direct Injection of Water Drops
<b>Week 7</b>	Humidify the air with a jet of steam
<b>Week 8</b>	Air mixing process
<b>Week 9</b>	Cooling and dehumidifying with reheating
<b>Week 10</b>	Cooling and dehumidifying with reheating
<b>Week 11</b>	Mixing and adiabatic saturation with reheating

<b>Learning and Teaching Resources</b> مصادر التعلم والتدريس		
	<b>Text</b>	<b>Available in the Library?</b>
<b>Required Texts</b>	<i>Jan F. Kreider, Peter S. Curtiss " Heating and Cooling of Building" Mc Graw Hill, 2000 ASHRAE, Fundamental . 1997.</i>	
<b>Recommended Texts</b>	<i>Sapali, S.N., 2009. "Refrigeration and Air Conditioning". PHI Learning Pvt. Ltd.</i>	
<b>Websites</b>		

<b>Grading Scheme</b>
-----------------------


## مخطط الدرجات

Group	Grade	التقدير	Marks (%)	Definition
<b>Success Group (50 - 100)</b>	A – Excellent	امتياز	90 - 100	Outstanding Performance
	B - Very Good	جيد جدا	80 - 89	Above average with some errors
	C – Good	جيد	70 - 79	Sound work with notable errors
	D - Satisfactory	متوسط	60 - 69	Fair but with major shortcomings
	E - Sufficient	مقبول	50 - 59	Work meets minimum criteria
<b>Fail Group (0 – 49)</b>	<b>FX – Fail</b>	راسب (قيد المعالجة)	(45-49)	More work required but credit awarded
	<b>F – Fail</b>	راسب	(0-44)	Considerable amount of work required

**Note:** Marks Decimal places above or below 0.5 will be rounded to the higher or lower full mark (for example a mark of 54.5 will be rounded to 55, whereas a mark of 54.4 will be rounded to 54. The University has a policy NOT to condone "near-pass fails" so the only adjustment to marks awarded by the original marker(s) will be the automatic rounding outlined above.

  
 رئيس القسم  
 د. نادر كافي



  
 استاذ المادة  
 د. محمد علي محمد

<b>Module Information</b> معلومات المادة الدراسية			
<b>Module Title</b>	<b>Strength of Materials</b>		<b>Module Delivery</b>
<b>Module Type</b>	C		<input type="checkbox"/> Theory <input checked="" type="checkbox"/> Lecture <input checked="" type="checkbox"/> Lab <input type="checkbox"/> Tutorial <input type="checkbox"/> Practical <input type="checkbox"/> Seminar
<b>Module Code</b>	<b>HUC-ACR-205</b>		
<b>ECTS Credits</b>	<b>11</b>		
<b>SWL (hr/sem)</b>	<b>٢٧٥</b>		
<b>Module Level</b>	2	<b>Semester of Delivery</b>	2
<b>Administering Department</b>	Department of Refrigeration and Air Conditioning Engineering Technologies	<b>College</b>	HUC
<b>Module Leader</b>	Name	<b>e-mail</b>	E-mail
<b>Module Leader's Acad. Title</b>	Professor	<b>Module Leader's Qualification</b>	Ph.D.
<b>Module Tutor</b>	Name (if available)	<b>e-mail</b>	E-mail
<b>Peer Reviewer Name</b>	Name	<b>e-mail</b>	E-mail
<b>Scientific Committee Approval Date</b>	02/10/2023	<b>Version Number</b>	1.0

<b>Relation with other Modules</b> العلاقة مع المواد الدراسية الأخرى			
<b>Prerequisite module</b>	HUC-ACR-106	<b>Semester</b>	L1, S2
<b>Co-requisites module</b>	None	<b>Semester</b>	

<b>Module Aims, Learning Outcomes and Indicative Contents</b> أهداف المادة الدراسية ونتائج التعلم والمحتويات الإرشادية	
<b>Module Aims</b> أهداف المادة الدراسية	This course is the foundation to many advanced techniques that allow engineers to design machine components, mechanisms, predict failure and understand the physical properties of materials. Mechanics of Materials gives the student basic tools for stress, strain and deformation analysis. Methods for determining the stresses, strains and deformations produced by applied loads are presented. Engineering design concepts are integrated throughout the course.
<b>Module Learning Outcomes</b>	1.To apply the formal theory of solid mechanics to calculate forces, deflections, moments, stresses, and strains in a wide variety of structural members subjected to tension, compression, torsion, bending, both individually and in combination,

مخرجات التعلم للمادة الدراسية	<p>including :</p> <p>Axially loaded bars</p> <p>Components in pure shear</p> <p>Circular shafts in torsion</p> <p>Beams in bending</p> <p>Thin-walled pressure vessels</p> <p>2. Determine the stresses and strains in members subjected to combined loading and apply the theories of failure for static loading</p> <p>3. Determine principal stresses and angles, maximum shearing stresses and angles, and the stresses acting on any arbitrary plane within a structural element.</p> <p>4. Analyze slender, long columns subjected to axial loads</p> <p>5. Determine the deflections and rotations produced by the flexural loading.</p>
<p><b>Indicative Contents</b></p> <p>المحتويات الإرشادية</p>	<p>Give the students information about stress and strain,</p> <p>Thermal stress,</p> <p>Thin Walled stress torsion,</p> <p>Thin Walled Torsion,</p> <p>Shear force and bending moment diagram,</p> <p>Complex stress ,</p> <p>Mohr's circle.</p> <p>with lab. Part test for tensile, Impact, Hardness , Creep , Compression, Bending , Buckling , Torsion.</p>

### Learning and Teaching Strategies

#### استراتيجيات التعلم والتعليم

<b>Strategies</b>	The main strategy that will be adopted in delivering this module is to encourage students' participation in the exercises, while at the same time refining and expanding their critical thinking skills. This will be achieved through classes, interactive tutorials and by considering type of simple experiments involving some sampling activities that are interesting to the students.
-------------------	--

### Student Workload (SWL)

#### الحمل الدراسي للطالب

<b>Structured SWL (h/sem)</b> الحمل الدراسي المنتظم للطالب خلال الفصل	115	<b>Structured SWL (h/w)</b> الحمل الدراسي المنتظم للطالب أسبوعياً	8
<b>Unstructured SWL (h/sem)</b> الحمل الدراسي غير المنتظم للطالب خلال الفصل	110	<b>Unstructured SWL (h/w)</b> الحمل الدراسي غير المنتظم للطالب أسبوعياً	7.9
<b>Total SWL (h/sem)</b> الحمل الدراسي الكلي للطالب خلال الفصل	225		

### Module Evaluation

#### تقييم المادة الدراسية

		Time/Number	Weight (Marks)	Week Due	Relevant Learning Outcome
Formative assessment	Quizzes	3	10% (10)	4,8,12	LO # 1-5
	Assignments	2	10% (10)	3, 11	LO # 1-5
	Lab.	10	10% (10)	continuous	LO # 1-5
	Homework	4	10%(10)	3,6,9,12	LO # 1-5
Summative assessment	Midterm Exam	2 hr	10% (10)	7	LO # 1-3
	Final Exam	3hr	50% (50)	15	All
Total assessment			100% (100 Marks)		

### Delivery Plan (Weekly Syllabus)

#### المنهاج الاسبوعي النظري

	Material Covered
Week 1	Introduction to strength of materials
Week 2	Simple stress and Strain
Week 3	Compound Bars
Week 4	Thermal stresses
Week 5	Shearing force and bending moment diagrams
Week 6	Bending of beam
Week 7	Mid. Term examination, Slope and deflection of beams
Week 8	Shear stresses in beam
Week 9	Torsion of shaft
Week 10	Thin cylinders and shells
Week 11	Complex stresses
Week 12	Mohr's stress circle
Week 13	Buckling of column
Week 14	Strain Energy, Theories of Elastic failure
Week 15	Final Examination

### Delivery Plan (Weekly Lab. Syllabus)

#### المنهاج الاسبوعي للمختبر

	Material Covered
--	------------------

<b>Week 1+2</b>	Tensile
<b>Week 3+4</b>	Torsion
<b>Week 5+6</b>	Impact
<b>Week 7+8</b>	Hardness
<b>Week 9+10</b>	Effect of heat treatment on steel hardness
<b>Week 11</b>	Bending
<b>Week 12</b>	Compression
<b>Week 13</b>	Buckling

<b>Learning and Teaching Resources</b> مصادر التعلم والتدريس		
	Text	Available in the Library?
<b>Required Texts</b>	1. Mechanics of materials By Hearn 2. Mechanics of materials By Dean Updike 3. Mechanics of materials By R.C. Hibbeler 4. Mechanics of materials By F.P. Beer 5. Mechanics of materials By Goodno and Gere	
<b>Recommended Texts</b>		
<b>Websites</b>		

<b>Grading Scheme</b> مخطط الدرجات				
Group	Grade	التقدير	Marks (%)	Definition
<b>Success Group</b>	<b>A - Excellent</b>	امتياز	90 - 100	Outstanding Performance

(50 - 100)	B - Very Good	جيد جدا	80 - 89	Above average with some errors
	C - Good	جيد	70 - 79	Sound work with notable errors
	D - Satisfactory	متوسط	60 - 69	Fair but with major shortcomings
	E - Sufficient	مقبول	50 - 59	Work meets minimum criteria
Fail Group (0 - 49)	FX – Fail	راسب (قيد المعالجة)	(45-49)	More work required but credit awarded
	F – Fail	راسب	(0-44)	Considerable amount of work required

**Note:** Marks Decimal places above or below 0.5 will be rounded to the higher or lower full mark (for example a mark of 54.5 will be rounded to 55, whereas a mark of 54.4 will be rounded to 54. The University has a policy NOT to condone "near-pass fails" so the only adjustment to marks awarded by the original marker(s) will be the automatic rounding outlined above.

رئيس القسم  
د. طارق ليث



م. م. هادي عبد الجبار  
أستاذ المادة

## Module Information

معلومات المادة الدراسية

<b>Module Title</b>	<b>Computer Applications 1</b>		<b>Module Delivery</b>	
<b>Module Type</b>	<b>S</b>		<input type="checkbox"/> Theory <input checked="" type="checkbox"/> Lecture <input checked="" type="checkbox"/> Lab <input type="checkbox"/> Tutorial <input type="checkbox"/> Practical <input type="checkbox"/> Seminar	
<b>Module Code</b>	<b>HUC-ACR-206</b>			
<b>ECTS Credits</b>	<b>3</b>			
<b>SWL (hr/sem)</b>	<b>75</b>			
<b>Module Level</b>	2	<b>Semester of Delivery</b>	2	
<b>Administering Department</b>	Department of Refrigeration and Air Conditioning Engineering Technologies	<b>College</b>	HUC	
<b>Module Leader</b>	Name	<b>e-mail</b>	E-mail	
<b>Module Leader's Acad. Title</b>	Professor	<b>Module Leader's Qualification</b>	Ph.D.	
<b>Module Tutor</b>	Name (if available)	<b>e-mail</b>	E-mail	
<b>Peer Reviewer Name</b>	Name	<b>e-mail</b>	E-mail	
<b>Scientific Committee Approval Date</b>	02/10/2023	<b>Version Number</b>	1.0	

<b>Relation with other Modules</b>			
العلاقة مع المواد الدراسية الأخرى			
<b>Prerequisite module</b>	HUC-ACR-110	<b>Semester</b>	L1, S2
<b>Co-requisites module</b>	None	<b>Semester</b>	

<b>Module Aims, Learning Outcomes and Indicative Contents</b>	
أهداف المادة الدراسية ونتائج التعلم والمحتويات الإرشادية	
<b>Module Aims</b> أهداف المادة الدراسية	To make the student able to process, program, and solve arithmetic and engineering problems using Matlab.
<b>Module Learning Outcomes</b> مخرجات التعلم للمادة الدراسية	1. To apply the knowledge about Matlab. 2. To enable students solve scientific and mathematical problems, write codes, design projects and process images.
<b>Indicative Contents</b> المحتويات الإرشادية	

## Learning and Teaching Strategies

### استراتيجيات التعلم والتعليم

<b>Strategies</b>	Assessment is based on hand-in assignments, written exam, Case study, Quizzes, seminars, Practical testing and Online testing.
-------------------	--

## Student Workload (SWL)

### الحمل الدراسي للطالب

<b>Structured SWL (h/sem)</b> الحمل الدراسي المنتظم للطالب خلال الفصل	73	<b>Structured SWL (h/w)</b> الحمل الدراسي المنتظم للطالب أسبوعياً	5
<b>Unstructured SWL (h/sem)</b> الحمل الدراسي غير المنتظم للطالب خلال الفصل	2	<b>Unstructured SWL (h/w)</b> الحمل الدراسي غير المنتظم للطالب أسبوعياً	0.5
<b>Total SWL (h/sem)</b> الحمل الدراسي الكلي للطالب خلال الفصل	75		

## Module Evaluation

### تقييم المادة الدراسية

		Time/Number	Weight (Marks)	Week Due	Relevant Learning Outcome
<b>Formative assessment</b>	<b>Quizzes</b>	3	10% (10)	4,8,12	LO #1, 2
	<b>Assignments</b>	2	10% (10)	3, 11	LO #1,2
	<b>Lab.</b>	14	10% (10)	continuous	LO # 1,2
	<b>Homework</b>	4	10%(10)	3,7,10,12	LO # 1,2
<b>Summative assessment</b>	<b>Midterm Exam</b>	2 hr	10% (10)	7	LO # 1
	<b>Final Exam</b>	3hr	50% (50)	15	All
<b>Total assessment</b>			100% (100 Marks)		

## Delivery Plan (Weekly Syllabus)

### المنهاج الاسبوعي النظري

	Material Covered
<b>Week 1</b>	Introduction to Matlab
<b>Week 2</b>	Mathematical Functions
<b>Week 3+4</b>	Vectors & Matrices
<b>Week 5</b>	Introduction to Programming in MATLAB
<b>Week 6+7</b>	Control flow, mid. term examination
<b>Week 8</b>	Debugging
<b>Week 9</b>	Mathematical Equations

<b>Week 10</b>	Graph Plot
<b>Week 11+12</b>	GUI
<b>Week 13</b>	Image Processing
<b>Week 14</b>	Simulink
<b>Week 15</b>	Final Examination

### Delivery Plan (Weekly Lab. Syllabus)

المنهاج الاسبوعي للمختبر

	Material Covered
<b>Week 1</b>	Lab 1: Introduction to Matlab and Mathematical Functions
<b>Week 2</b>	Lab 2: Vectors & Matrices
<b>Week 3</b>	Lab 3: Control flow
<b>Week 4</b>	Lab 4: Mathematical Equations
<b>Week 5</b>	Lab 5: GUI
<b>Week 6</b>	Lab 6: Image Processing
<b>Week 7</b>	Lab 7: Simulink

### Learning and Teaching Resources

مصادر التعلم والتدريس

	Text	Available in the Library?
<b>Required Texts</b>		
<b>Recommended Texts</b>		
<b>Websites</b>	<a href="https://www.mathworks.com/products/matlab.html">https://www.mathworks.com/products/matlab.html</a>	

### Grading Scheme

مخطط الدرجات

Group	Grade	التقدير	Marks (%)	Definition
<b>Success Group</b>	<b>A - Excellent</b>	امتياز	90 - 100	Outstanding Performance

(50 - 100)	B - Very Good	جيد جدا	80 - 89	Above average with some errors
	C - Good	جيد	70 - 79	Sound work with notable errors
	D - Satisfactory	متوسط	60 - 69	Fair but with major shortcomings
	E - Sufficient	مقبول	50 - 59	Work meets minimum criteria
Fail Group (0 - 49)	FX – Fail	راسب (قيد المعالجة)	(45-49)	More work required but credit awarded
	F – Fail	راسب	(0-44)	Considerable amount of work required

**Note:** Marks Decimal places above or below 0.5 will be rounded to the higher or lower full mark (for example a mark of 54.5 will be rounded to 55, whereas a mark of 54.4 will be rounded to 54. The University has a policy NOT to condone "near-pass fails" so the only adjustment to marks awarded by the original marker(s) will be the automatic rounding outlined above.



رئيس القسم

د فلاح كفي مطلوب



اسم وتوقيع استاذ المادة

م م زينب علي حسين

### Module Information

معلومات المادة الدراسية

<b>Module Title</b>	<b>English Language II</b>		<b>Module Delivery</b>	
<b>Module Type</b>	<b>S</b>		<input checked="" type="checkbox"/> Theory <input type="checkbox"/> Lecture <input type="checkbox"/> Lab <input type="checkbox"/> Tutorial <input type="checkbox"/> Practical <input type="checkbox"/> Seminar	
<b>Module Code</b>	<b>HUC-ACR-207</b>			
<b>ECTS Credits</b>	<b>2</b>			
<b>SWL (hr/sem)</b>	<b>50</b>			
<b>Module Level</b>	2	<b>Semester of Delivery</b>	2	
<b>Administering Department</b>	Department of Refrigeration and Air Conditioning Engineering Technologies	<b>College</b>	HUC	
<b>Module Leader</b>	Name	<b>e-mail</b>	E-mail	
<b>Module Leader's Acad. Title</b>	Professor	<b>Module Leader's Qualification</b>	Ph.D.	
<b>Module Tutor</b>	Name (if available)	<b>e-mail</b>	E-mail	
<b>Peer Reviewer Name</b>	Name	<b>e-mail</b>	E-mail	
<b>Scientific Committee Approval Date</b>	02/10/2023	<b>Version Number</b>	1.0	

### Relation with other Modules

العلاقة مع المواد الدراسية الأخرى

<b>Prerequisite module</b>	HUC-ACR-104	<b>Semester</b>	L1, S1
<b>Co-requisites module</b>	None	<b>Semester</b>	

### Module Aims, Learning Outcomes and Indicative Contents

أهداف المادة الدراسية ونتائج التعلم والمحتويات الإرشادية

<b>Module Aims</b> أهداف المادة الدراسية	The goal is to study English language and gain knowledge of it as benefit engineers in general, and to develop speaking skills and understand its basic rules taking the way to the acquisition of the ability to use technical key words in their work and the capability of communicating with other engineers correctly
<b>Module Learning Outcomes</b> مخرجات التعلم للمادة الدراسية	Developing speaking skills and understanding its basic rules to take the way to the acquisition of the ability to use technical keywords in their work and the capability of communicating with other engineers correctly .
<b>Indicative Contents</b> المحتويات الإرشادية	Through the prepared syllabus, the student acquires the ability to understand grammar English language through weekly lectures and classes in a gradual and sequential

	manner for a period of four years, starting from the first stage, such as interrogative, negative, formation of sentences, parts of speech, and others.
--	---

### Learning and Teaching Strategies

#### استراتيجيات التعلم والتعليم

<b>Strategies</b>	Type something like: The main strategy that will be adopted in delivering this module is to encourage students' participation in the exercises, while at the same time refining and expanding their critical thinking skills. This will be achieved through classes, interactive tutorials and by considering type of simple experiments involving some sampling activities that are interesting to the students.
-------------------	---

### Student Workload (SWL)

#### الحمل الدراسي للطالب

<b>Structured SWL (h/sem)</b> الحمل الدراسي المنتظم للطالب خلال الفصل	30	<b>Structured SWL (h/w)</b> الحمل الدراسي المنتظم للطالب أسبوعياً	2
<b>Unstructured SWL (h/sem)</b> الحمل الدراسي غير المنتظم للطالب خلال الفصل	20	<b>Unstructured SWL (h/w)</b> الحمل الدراسي غير المنتظم للطالب أسبوعياً	1.5
<b>Total SWL (h/sem)</b> الحمل الدراسي الكلي للطالب خلال الفصل	50		

### Module Evaluation

#### تقييم المادة الدراسية

		Time/Number	Weight (Marks)	Week Due	Relevant Learning Outcome
<b>Formative assessment</b>	<b>Quizzes</b>	3	10% (10)	4,8,12	All
	<b>Assignments</b>	2	10% (10)	3, 11	All
	<b>Homework</b>	4	10%(10)	3,6,9,12	All
	<b>Report</b>	1	10% (10)	13	All
<b>Summative assessment</b>	<b>Midterm Exam</b>	1hr	10% (10)	7	All
	<b>Final Exam</b>	2hr	50% (50)	15	
<b>Total assessment</b>			100% (100 Marks)		

### Delivery Plan (Weekly Syllabus)

#### المنهاج الاسبوعي النظري

	Material Covered
Week 1	Revision, vocabulary and comprehension
Week 2	Present continuous, comparative and superlative adjective, vocabulary.
Week 3	Time clauses, this and that, vocabulary and comprehension.
Week 4	If clauses, vocabulary and comprehension
Week 5	This and that, expletive there, prepositions
Week 6	Past perfect, past perfect continuous , vocabulary and comprehension
Week 7	Mid. Term examination, Relative pronouns, relative clauses
Week 8	Past perfect, Past perfect continuous, vocabulary and comprehension
Week 9	Used to, Infinitives, passive voice
Week 10	Passive voice, coordinating conjunctions, subordinating conjunction
Week 11	Future perfect, future perfect continuous, vocabulary and comprehension
Week 12	Writing a composition, comprehension
Week 13	Technical English (1), Keywords, English use
Week 14	Revision
Week 15	Final Examination

### Learning and Teaching Resources

مصادر التعلم والتدريس

	Text	Available in the Library?
Required Texts	Headway plus for pre intermediate	
Recommended Texts	Any Grammar and comprehension for technical learning	
Websites		

### Grading Scheme

مخطط الدرجات

Group	Grade	التقدير	Marks (%)	Definition
Success Group	A - Excellent	امتياز	90 - 100	Outstanding Performance

Very Good	جيد جدا	80 - 89	Above average with some errors
Good	جيد	70 - 79	Sound work with notable errors
Satisfactory	متوسط	60 - 69	Fair but with major shortcomings
Sufficient	مقبول	50 - 59	Work meets minimum criteria
- Fail	راسب (قيد المعالجة)	(45-49)	More work required but credit awarded
Fail	راسب	(0-44)	Considerable amount of work required

places above or below 0.5 will be rounded to the higher or lower full mark (for example a rounded to 55, whereas a mark of 54.4 will be rounded to 54. The University has a policy NOT "pass fails" so the only adjustment to marks awarded by the original marker(s) will be the outlined above.

رئيس القسم  
د. طارق كبر



استاذ المادة  
82  
ع.ع. سنيدي محمد صادق

//////

**Module Information**

معلومات المادة الدراسية			
Module Title	<b>Engineering and Numerical Analysis</b>		Module Delivery
Module Type	S		<input checked="" type="checkbox"/> Theory <input type="checkbox"/> Lecture <input type="checkbox"/> Lab <input type="checkbox"/> Tutorial <input type="checkbox"/> Practical <input type="checkbox"/> Seminar
Module Code	<b>HUC-ACR-300</b>		
ECTS Credits	4		
SWL (hr/sem)	100		
Module Level	3	Semester of Delivery	
Administering Department	Department of Refrigeration and Air Conditioning Engineering Technologies	College	HUC
Module Leader	Name	e-mail	E-mail
Module Leader's Acad. Title	Professor	Module Leader's Qualification	Ph.D.
Module Tutor	Name (if available)	e-mail	E-mail
Peer Reviewer Name	Name	e-mail	E-mail
Scientific Committee Approval Date	02/10/2023	Version Number	1.0

Relation with other Modules			
العلاقة مع المواد الدراسية الأخرى			
Prerequisite module	HUC-ACR-200	Semester	L2, S1
Co-requisites module	None	Semester	

Module Aims, Learning Outcomes and Indicative Contents	
أهداف المادة الدراسية ونتائج التعلم والمحتويات الإرشادية	
<b>Module Aims</b> أهداف المادة الدراسية	This course aims to provide a good knowledge to the students about the Engineering and numerical analysis with understand the basis of solutions and their application in different branches of engineering / mechanical, material, Civil and power.
<b>Module Learning Outcomes</b> مخرجات التعلم للمادة الدراسية	1-Understand the methods of solutions for first, second and high orders differential equations and their engineering applications. 2-Understand the types and method of solution for Fourier Series and their engineering applications. 3-Understand the methods of solution by Laplace transformation and their applications.

	<p>4-Understand the methods of solution for partial differential equation and their engineering application.</p> <p>5-Understand the numerical methods for solving linear and non-linear equations and their engineering applications.</p> <p>6-Understand the numerical methods for solving the differential equations and their engineering applications.</p>
<p><b>Indicative Contents</b> المحتويات الإرشادية</p>	<p>Give the students information about :</p> <p>Differential Equations. First, 2nd and, Higher Linear Order Differential Equations, Fourier series, Laplace and Laplace Inverse transformation, Euler equation, Runge-Kutta method, Interpolation, Iteration, Partial Differential Equations.</p>

### Learning and Teaching Strategies

#### استراتيجيات التعلم والتعليم

<b>Strategies</b>	The main strategy that will be adopted in delivering this module is to encourage students' participation in the exercises, while at the same time refining and expanding their critical thinking skills. This will be achieved through classes, interactive tutorials and by considering type of simple experiments involving some sampling activities that are interesting to the students.
-------------------	--

### Student Workload (SWL)

#### الحمل الدراسي للطالب

<b>Structured SWL (h/sem)</b> الحمل الدراسي المنتظم للطالب خلال الفصل	87	<b>Structured SWL (h/w)</b> الحمل الدراسي المنتظم للطالب أسبوعياً	6
<b>Unstructured SWL (h/sem)</b> الحمل الدراسي غير المنتظم للطالب خلال الفصل	13	<b>Unstructured SWL (h/w)</b> الحمل الدراسي غير المنتظم للطالب أسبوعياً	1
<b>Total SWL (h/sem)</b> الحمل الدراسي الكلي للطالب خلال الفصل	100		

### Module Evaluation

#### تقييم المادة الدراسية

		Time/Number	Weight (Marks)	Week Due	Relevant Learning Outcome
Formative assessment	Quizzes	3	10% (10)	4,8,12	LO #1-6
	Assignments	2	10% (10)	3, 11	LO # 1-6

	<b>Homework</b>	4	10% (10)	2,5,9,11	LO # 3-6
	<b>Report</b>	2	10%(10)	6,10	LO #1-6
<b>Summative assessment</b>	<b>Midterm Exam</b>	2 hr	10% (10)	7	LO # 1-6
	<b>Final Exam</b>	3hr	50% (50)	15	All
<b>Total assessment</b>			100% (100 Marks)		

### Delivery Plan (Weekly Syllabus)

#### المنهاج الاسبوعي النظري

	<b>Material Covered</b>
<b>Week 1</b>	First order differential equations, Special cases of first order D.E and their engineering applications.
<b>Week 2</b>	Second order linear equation with constant coefficients and their engineering applications.
<b>Week 3</b>	High order linear differential equations , Integral operators and their engineering applications.
<b>Week 4</b>	Fourier series, even and odd functions and their engineering applications.
<b>Week 5</b>	Gamma Function and integral solution.
<b>Week 6</b>	Laplace transformation, Inverse Laplace transformation, Laplace transformation to solution for differential equations and their engineering applications.
<b>Week 7</b>	Mid. Term examination, Partial differential equations, solution by separation method and their engineering applications.
<b>Week 8</b>	Nonlinear equations solution, Simple Iteration, Newton-Raphson, finite difference methods.
<b>Week 9</b>	Solution of simultaneous linear equations, Direct and Indirect methods
<b>Week 10</b>	Interpolation by Lagrangian and Newton methods.
<b>Week 11</b>	Curves fitting analysis by Newton method.
<b>Week 12</b>	Numerical integration, complex numerical integration and their applications.
<b>Week 13</b>	Numerical method to solve partial differential equations by separation method.
<b>Week 14</b>	Numerical method to solve differential equations by Rang-Kotta and Power series. Numerical method to solve differential equations by exponential equations. method
<b>Week 15</b>	Final Examination

### Learning and Teaching Resources

#### مصادر التعلم والتدريس

	<b>Text</b>	<b>Available in the Library?</b>
<b>Required Texts</b>	1- Advanced Engineering Mathematics, Erwin Kreyszig , John Wiley & Sons, Inc. 2- Advanced Engineering Mathematics, Peter V. O'Neil,	

	Thomson Brooks/Cole 3- Advanced Engineering Mathematics, A.B. Mathur & V.P. Jaggi, Khanna Publishers 4- Advanced Engineering Mathematics, Wyle Barrett /fifth edition. 5- Numerical Methods for Scientists and Engineers, R.w. Hamming knowledge. 6- Numerical Analysis, Richard L. Burden & J. Douglas Faires. 7- Introduction to Numerical Analysis, F.B. Hildebrand.	
<b>Recommended Texts</b>		
<b>Websites</b>		

Grading Scheme مخطط الدرجات				
Group	Grade	التقدير	Marks (%)	Definition
<b>Success Group (50 - 100)</b>	<b>A</b> - Excellent	امتياز	90 - 100	Outstanding Performance
	<b>B</b> - Very Good	جيد جدا	80 - 89	Above average with some errors
	<b>C</b> - Good	جيد	70 - 79	Sound work with notable errors
	<b>D</b> - Satisfactory	متوسط	60 - 69	Fair but with major shortcomings
	<b>E</b> - Sufficient	مقبول	50 - 59	Work meets minimum criteria
<b>Fail Group (0 - 49)</b>	<b>FX</b> – Fail	راسب (قيد المعالجة)	(45-49)	More work required but credit awarded
	<b>F</b> – Fail	راسب	(0-44)	Considerable amount of work required

**Note:** Marks Decimal places above or below 0.5 will be rounded to the higher or lower full mark (for example a mark of 54.5 will be rounded to 55, whereas a mark of 54.4 will be rounded to 54. The University has a policy NOT to condone "near-pass fails" so the only adjustment to marks awarded by the original marker(s) will be the automatic rounding outlined above.

رئيس القسم  
د. صلاح كسار



٢١٠٥  
د. م. أفضان عبد الكريم عباس  
اسم وتوقيع استاذ المادة

## MODULE DESCRIPTION FORM

نموذج وصف المادة الدراسية

<b>Module Information</b> معلومات المادة الدراسية			
<b>Module Title</b>	<b>Computer Applications II</b>		<b>Module Delivery</b>
<b>Module Type</b>	S		<input type="checkbox"/> Theory <input checked="" type="checkbox"/> Lecture <input checked="" type="checkbox"/> Lab <input type="checkbox"/> Tutorial <input type="checkbox"/> Practical <input type="checkbox"/> Seminar
<b>Module Code</b>	<b>HUC-ACR-301</b>		
<b>ECTS Credits</b>	3		
<b>SWL (hr/sem)</b>	<b>75</b>		
<b>Module Level</b>	3	<b>Semester of Delivery</b>	
<b>Administering Department</b>	Department of Refrigeration and Air Conditioning Engineering Technologies	<b>College</b>	HUC
<b>Module Leader</b>	Name	<b>e-mail</b>	E-mail
<b>Module Leader's Acad. Title</b>	Professor	<b>Module Leader's Qualification</b>	Ph.D.
<b>Module Tutor</b>	Name (if available)	<b>e-mail</b>	E-mail
<b>Peer Reviewer Name</b>	Name	<b>e-mail</b>	E-mail
<b>Scientific Committee Approval Date</b>	02/10/2023	<b>Version Number</b>	1.0

<b>Relation with other Modules</b> العلاقة مع المواد الدراسية الأخرى			
<b>Prerequisite module</b>	HUC-ACR-206	<b>Semester</b>	L2, S2
<b>Co-requisites module</b>	None	<b>Semester</b>	

<b>Module Aims, Learning Outcomes and Indicative Contents</b> أهداف المادة الدراسية ونتائج التعلم والمحتويات الإرشادية	
<b>Module Aims</b> أهداف المادة الدراسية	<ol style="list-style-type: none"> <li>1. The student should be able to draw and design various common mechanical components used in mechanical industries.</li> <li>2. The student should be able to use software to model mechanical components, transitioning from lengthy manual calculations to fast computational processes, and compare results in terms of accuracy and speed, including calculating moments of inertia and bending for specific mechanical parts.</li> <li>3. The student should understand and apply simulations to solve</li> </ol>

	various types of threshold problems, both simple and composite, under different loads—point, distributed, or torsional.		
<b>Module Learning Outcomes</b> مخرجات التعلم للمادة الدراسية	<ol style="list-style-type: none"> <li>1. Prepare applied engineers capable of distinguishing between using computers for design and traditional manual work.</li> <li>2. Learn the correct and most efficient steps and methods to achieve appropriate results.</li> <li>3. Work with international standard specification books from various countries.</li> <li>4. Execute drawings of mechanical components and analyze stresses theoretically.</li> </ol>		
<b>Indicative Contents</b> المحتويات الإرشادية	The course consists of two parts: the first part introduces the traditional methods for designing and drawing various main mechanical components, while the second part covers the calculation of moments of inertia, bending, and deformation of different metal sections using computers, solving various threshold problems, and plotting bending and deformation diagrams for different types of metals.		
<b>Learning and Teaching Strategies</b> استراتيجيات التعلم والتعليم			
<b>Strategies</b>	Assessment is based on hand-in assignments, written exam, Case study, Quizzes, seminars, Practical testing and Online testing.		
<b>Student Workload (SWL)</b> الحمل الدراسي للطالب			
<b>Structured SWL (h/sem)</b> الحمل الدراسي المنتظم للطالب خلال الفصل	59	<b>Structured SWL (h/w)</b> الحمل الدراسي المنتظم للطالب أسبوعياً	4
<b>Unstructured SWL (h/sem)</b> الحمل الدراسي غير المنتظم للطالب خلال الفصل	16	<b>Unstructured SWL (h/w)</b> الحمل الدراسي غير المنتظم للطالب أسبوعياً	1
<b>Total SWL (h/sem)</b> الحمل الدراسي الكلي للطالب خلال الفصل	75		

<b>Module Evaluation</b> تقييم المادة الدراسية					
		<b>Time/Number</b>	<b>Weight (Marks)</b>	<b>Week Due</b>	<b>Relevant Learning Outcome</b>
<b>Formative assessment</b>	<b>Quizzes</b>	3	10% (10)	4,8,12	LO #1-4
	<b>Assignments</b>	2	10% (10)	3, 11	LO # 1-4
	<b>Lab.</b>	10	10% (10)	continuous	LO # 1-4

	<b>Homework</b>	4	10%(10)	4,6,8,10	LO #1-4
<b>Summative assessment</b>	<b>Midterm Exam</b>	2 hr	10% (10)	7	LO # 1-4
	<b>Final Exam</b>	3hr	50% (50)	15	All
<b>Total assessment</b>			100% (100 Marks)		

### Delivery Plan (Weekly Syllabus)

#### المنهاج الاسبوعي النظري

	<b>Material Covered</b>
<b>Week 1</b>	Fasteners ( screw –washer –nut)
<b>Week 2</b>	Shaft Generator(cylinder –gear –thread-wrench)
<b>Week 3</b>	Spur Gear & Groove
<b>Week 4</b>	Retaining Rings
<b>Week 5</b>	Keys( 4 types of keys)
<b>Week 6</b>	Roller Bearings( single & double)- Plain Bearings
<b>Week 7</b>	Mid Term Examination, Drill Bushings( headless & headed)
<b>Week 8</b>	Seals
<b>Week 9</b>	Springs( compression ,extension, torsion Belleville )
<b>Week 10</b>	Shaft Break
<b>Week 11</b>	Moment of Inertia for steal shapes (nine types)
<b>Week 12</b>	Shaft Calculations
<b>Week 13</b>	Deflection Line
<b>Week 14</b>	Bearing Calculation
<b>Week 15</b>	Final Examination

### Delivery Plan (Weekly Lab. Syllabus)

#### المنهاج الاسبوعي للمختبر

	<b>Material Covered</b>
<b>Week 1</b>	
<b>Week 2</b>	
<b>Week 3</b>	
<b>Week 4</b>	
<b>Week 5</b>	
<b>Week 6</b>	
<b>Week 7</b>	

Learning and Teaching Resources				
مصادر التعلم والتدريس				
	Text			Available in the Library?
<b>Required Texts</b>	1-Engineering Design and Graphics with Mechanical Desktop 5.0 (book) 2-Learning Mechanical Desktop Release 4(book) 3- ASTM standardizes 4-Mechanical Desktop (book)			
<b>Recommended Texts</b>				
<b>Websites</b>	<a href="https://www.autodesk.com/">https://www.autodesk.com/</a>			
Grading Scheme				
مخطط الدرجات				
Group	Grade	التقدير	Marks (%)	Definition
<b>Success Group (50 - 100)</b>	<b>A - Excellent</b>	امتياز	90 - 100	Outstanding Performance
	<b>B - Very Good</b>	جيد جدا	80 - 89	Above average with some errors
	<b>C - Good</b>	جيد	70 - 79	Sound work with notable errors
	<b>D - Satisfactory</b>	متوسط	60 - 69	Fair but with major shortcomings
	<b>E - Sufficient</b>	مقبول	50 - 59	Work meets minimum criteria
<b>Fail Group (0 - 49)</b>	<b>FX – Fail</b>	راسب (قيد المعالجة)	(45-49)	More work required but credit awarded
	<b>F – Fail</b>	راسب	(0-44)	Considerable amount of work required
<b>Note:</b> Marks Decimal places above or below 0.5 will be rounded to the higher or lower full mark (for example a mark of 54.5 will be rounded to 55, whereas a mark of 54.4 will be rounded to 54. The University has a policy NOT to condone "near-pass fails" so the only adjustment to marks awarded by the original marker(s) will be the automatic rounding outlined above.				



رئيس القسم  
د قلاح كفي مطلوب



اسم وتوقيع استاذ المادة  
د. محمد جواد عييد

## MODULE DESCRIPTION FORM

### نموذج وصف المادة الدراسية

<b>Module Information</b> معلومات المادة الدراسية			
<b>Module Title</b>	<b>Theory of Machines and Vibrations</b>		<b>Module Delivery</b>
<b>Module Type</b>	C		<input type="checkbox"/> Theory <input checked="" type="checkbox"/> Lecture <input checked="" type="checkbox"/> Lab <input type="checkbox"/> Tutorial <input type="checkbox"/> Practical <input type="checkbox"/> Seminar
<b>Module Code</b>	<b>HUC-ACR-302</b>		
<b>ECTS Credits</b>	5		
<b>SWL (hr/sem)</b>	<b>125</b>		
<b>Module Level</b>	3	<b>Semester of Delivery</b>	
<b>Administering Department</b>	Department of Refrigeration and Air Conditioning Engineering Technologies	<b>College</b>	HUC
<b>Module Leader</b>	Name	<b>e-mail</b>	E-mail
<b>Module Leader's Acad. Title</b>	Professor	<b>Module Leader's Qualification</b>	Ph.D.
<b>Module Tutor</b>	Name (if available)	<b>e-mail</b>	E-mail
<b>Peer Reviewer Name</b>	Name	<b>e-mail</b>	E-mail
<b>Scientific Committee Approval Date</b>	02/10/2023	<b>Version Number</b>	1.0

<b>Relation with other Modules</b> العلاقة مع المواد الدراسية الأخرى			
<b>Prerequisite module</b>	HUC-ACR-205	<b>Semester</b>	L2, S2
<b>Co-requisites module</b>	None	<b>Semester</b>	

<b>Module Aims, Learning Outcomes and Indicative Contents</b> أهداف المادة الدراسية ونتائج التعلم والمحتويات الإرشادية	
<b>Module Aims</b> أهداف المادة الدراسية	<p>To identify and enumerate different link based mechanisms with basic understanding of motion.</p> <p>To understand and illustrate various power transmission mechanisms using suitable</p>

	<p>method.</p> <p>The knowledge of this subject is very essential for an engineer in designing the various parts of a machine.</p> <p>Vibration analysis is a process of looking for anomalies and monitoring change from the established vibration signature of a system. The vibration of any object in motion is characterized by variations of amplitude, intensity, and frequency.</p> <p>Vibration is highly applicable for investigating the operational conditions and status of rotating machinery and structures. Vibrations can be represented in different forms, including displacement, velocity and acceleration.</p>
<p><b>Module Learning Outcomes</b></p> <p>مخرجات التعلم للمادة الدراسية</p>	<ol style="list-style-type: none"> <li>1. Balance the rotating masses to reduce (or even eliminating) the unbalanced forces and couples in a mechanical system.</li> <li>2. Learn and understand how the motion can be transmitted by two or more toothed wheels.</li> <li>3. Learn that there are many types of governors and the main function of a governor is to regulate the mean speed of an engine within certain limits, when there are variations in the load.</li> <li>4. The student will learn how the belts or ropes are used to transmit power from one shaft to another by means of pulleys which rotate at the same speed or at different speeds.</li> <li>5. Learn to calculate the braking torque for different types of brake, and learn how to dealing with the braking of a vehicle.</li> <li>6. Learn general information about the cam follower.</li> <li>7. Understand the engineering principles in mechanical system.</li> <li>8. Formulate and solve the problem of mechanical engineering.</li> <li>9. Able to find the source of engineering problems in mechanical system through research that includes identification, formulation, analysis, data interpretation based on engineering principles.</li> <li>10. Able to formulate the solution of engineering problem in mechanical system by considering economy, safety, environment and energy conservation.</li> <li>11. Analyze mechanical vibration on 1 and 2 degree of freedom system.</li> <li>12. Explain basic concept of free body diagram and vibration mathematics model system.</li> <li>13. Formulate movement equation and analyze vibration respond from un-damped and damped in free and forced excitation with various excitation.</li> </ol>
<p><b>Indicative Contents</b></p> <p>المحتويات الإرشادية</p>	<p>Balancing of a Single Rotating Mass by a Single Mass Rotating in the Same Plane, balancing of a Single Rotating Mass by Two Masses Rotating in Different Planes, Balancing of Several Masses Rotating in the Same Plane Using Analytical and Graphical Methods, Balancing of Several Masses Rotating in Different Planes. Classification of Gears, Spur Gears, Velocity Ratio (Gear Ratio), Center to Center Distance, Gear Trains, Velocity Ratio of Simple Gear Trains, Velocity Ratio of</p>

	<p>Compound Gear Trains, Epicyclic Gear Trains, Simple Epicyclic Gear Trains, Compound Epicyclic Gear Trains.</p> <p>Types of Governors, Watt Governor, Porter Governor, Proell Governor, Hartnell Governor.</p> <p>Types of Belts, Types of Flat Belt Drive, Selection of Belt Drive, Velocity Ratio of Open Belt Drive, Effect of Belt Thickness on Velocity Ratio, Slip of the Belt, Velocity Ratio of a Compound Belt Drive, Length of Open and Cross Belt, Ratio of Driving Tension for Flat Belts, Determination of Angle of Contact for Open and Cross belt., Power Transmitted by a Belt, Centrifugal Tension, Maximum Tension in the Belts, Initial Tension in the Belt, V – Belt Drive and Rope Drive.</p> <p>Types of Brakes, Simple Block or Shoe Brake (Single and Double Block), Band Brake (Simple and Differential Band Brake), Band and Block Brake, The Braking of a Vehicle.</p> <p>Types of Followers, Nomenclatures for Cam Profile, Motions of the Follower, Uniform Motion or Uniform Velocity of a Follower, Simple Harmonic Motion of Follower, Uniform Acceleration and Uniform Retardation, Cam profile construction.</p> <p>Basic concepts of vibration, Oscillatory motion, Second Order Differential Equations with Constant Coefficients.</p> <p>Undamped Free Vibrations of Single degree of Freedom Systems, Torsional Oscillation of Elastic Shafting, Energy Methods.</p> <p>Damped Free Vibrations of Single degree of Freedom Systems, Logarithmic Decrement, Forced Vibrations of Undamped Single Degree of Freedom Systems, Force Vibrations of Damped Single Degree of Freedom Systems, Forced Angular Oscillations of Rigid Bodies.</p> <p>Influence of Frequency Ratio and Damping Factor on Steady State Response, Force Transmission and Vibration Isolation.</p> <p>Natural Frequency of Transverse Vibrations of Shafts or Beams Under Different Types of Loads and End Conditions, Natural Frequency of Transverse Vibration of a System of Several Loads Attached to the Same Shaft (Energy and Dunkerley's Methods).</p> <p>Whirling Speeds or Critical Speeds.</p> <p>Free Vibrations of Undamped Systems with Two Degree of Freedom.</p> <p>Free Vibrations of Damped Systems with Two Degree of Freedom.</p> <p>Forced Vibrations for Systems with Two Degree of freedom.</p> <p>Natural Frequency of Free Torsional Vibrations, Free Torsional Vibrations of a Single Rotor System, Free Torsional Vibrations of a Two Rotor System.</p> <p>Free Torsional Vibrations of a Three Rotor System, Torsional Equivalent Shaft.</p>
--	---

### Learning and Teaching Strategies

#### استراتيجيات التعلم والتعليم

<b>Strategies</b>	Assessment is based on hand-in assignments, written exam, Quizzes, Practical testing.
-------------------	---

### Student Workload (SWL)

#### الحمل الدراسي للطالب

<b>Structured SWL (h/sem)</b> الحمل الدراسي المنتظم للطالب خلال الفصل	115	<b>Structured SWL (h/w)</b> الحمل الدراسي المنتظم للطالب أسبوعياً	8
<b>Unstructured SWL (h/sem)</b> الحمل الدراسي غير المنتظم للطالب خلال الفصل	10	<b>Unstructured SWL (h/w)</b> الحمل الدراسي غير المنتظم للطالب أسبوعياً	1

<b>Total SWL (h/sem)</b> الحمل الدراسي الكلي للطالب خلال الفصل	125
---	-----

<b>Module Evaluation</b> تقييم المادة الدراسية					
		<b>Time/Number</b>	<b>Weight (Marks)</b>	<b>Week Due</b>	<b>Relevant Learning Outcome</b>
<b>Formative assessment</b>	<b>Quizzes</b>	3	10% (10)	4,8,12	LO #1-13
	<b>Assignments</b>	2	10% (10)	3, 11	LO #1-13
	<b>Lab.</b>	10	10% (10)	continuous	LO # 1-13
	<b>Homework</b>	4	10%(10)	3,6,9,12	LO #1-13
<b>Summative assessment</b>	<b>Midterm Exam</b>	2 hr	10% (10)	7	LO # 1-7
	<b>Final Exam</b>	3hr	50% (50)	15	All
<b>Total assessment</b>			100% (100 Marks)		

<b>Delivery Plan (Weekly Syllabus)</b> المنهاج الاسبوعي النظري	
	<b>Material Covered</b>
<b>Week 1</b>	Balancing of Rotating Masses Balancing of a Single Rotating Mass by a Single Mass Rotating in the Same Plane Balancing of a Single Rotating Mass by Two Masses Rotating in Different Planes Balancing of Several Masses Rotating in the Same Plane (a) Analytical Method (b) Graphical Method Basic concepts of vibration Oscillatory motion. (a) Harmonic motion. (b) Periodic motion. Vibration terminology
<b>Week 2</b>	Balancing of Several Masses Rotating in Different Planes Solve Problems. Second Order Differential Equations with Constant Coefficients. Solve Problems. Un-damped Free Vibrations of Single degree of Freedom Systems. (a) Simple Harmonic Oscillation (Equilibrium Method). (b) Angular Oscillations of Rigid Bodies. Torsional Oscillation of Elastic Shafting. Solve Problems.
<b>Week 3</b>	Classification of Gears Spur Gears Velocity Ratio (Gear Ratio) Center to Center Distance Gear Trains

	<p>Velocity Ratio of Simple Gear Trains  Velocity Ratio of Compound Gear Trains  Solve Problems</p>
<b>Week 4</b>	<p>Epicyclic Gear Trains  Simple Epicyclic Gear Trains  Compound Epicyclic Gear Trains  Energy Methods.  Equivalent Spring Constants.  Solve Problems.</p>
<b>Week 5</b>	<p>Damped Free Vibrations of Single degree of Freedom Systems.  Logarithmic Decrement.  Forced Vibrations of Undamped Single Degree of Freedom Systems.  Solve Problems.</p>
<b>Week 6</b>	<p>Types of Governors  Watt Governor  Porter Governor  (a) Equilibrium Method  (b) Instantaneous Center Method  Solve Problems  Vibrations of Damped Single Degree of Freedom Systems.  Forced Angular Oscillations of Rigid Bodies.  Solve Problems.</p>
<b>Week 7</b>	<p>Mid Term Examination, Proell Governor  Hartnell Governor  Influence of Frequency Ratio and Damping Factor on Steady State Response.  Force Transmission and Vibration Isolation.  Base Excitation  Solve Problems</p>
<b>Week 8</b>	<p>Types of Belts  Types of Flat Belt Drive  Selection of Belt Drive  Velocity Ratio of Open Belt Drive  Effect of Belt Thickness on Velocity Ratio  Slip of the Belt  Velocity Ratio of a Compound Belt Drive  Length of Belt  (a) Open Belt  (b) Cross Belt  Ratio of Driving Tension for Flat Belts  Natural Frequency of Transverse Vibrations of Shafts or Beams Under Different Types of Loads and End Conditions.  (a) Natural Frequency of a Shaft Carrying a Single Concentrated Load.  (b) Natural Frequency of a Shaft Carrying a Uniformly Distributed Load.  Natural Frequency of Transverse Vibration of a System of Several Loads Attached to the Same Shaft.  (a) Energy or (Rayleigh's) Method.  (b) Dunkerley's Method.  Solve Problems.</p>
<b>Week 9</b>	<p>Determination of Angle of Contact  (a) Open Belt  (b) Cross Belt  Power Transmitted by a Belt  Centrifugal Tension (<math>T_c</math>)  Maximum Tension in the Belts (<math>T_{max}</math>)</p>

	<p>Condition for the Transmission of Maximum Power  Initial Tension in the Belt (<math>T_0</math>)  <math>V</math> – Belt Drive and Rope Drive  Whirling Speeds or Critical Speeds.  Solve Problems.</p>
<b>Week 10</b>	<p>Free Vibrations of Un-damped Systems with Two Degree of Freedom.  Solve Problems.</p>
<b>Week 11</b>	<p>Types of Brakes  Simple Block or Shoe Brake  (a) Single Block or Shoe Brake  (b) Double Block or Shoe Brake  Band Brake  (a) Simple Band Brake  Differential Band Brake  Free Vibrations of Damped Systems with Two Degree of Freedom.  Solve Problem</p>
<b>Week 12</b>	<p>Band and Block Brake  Internal Expanding Shoe Brake  The Braking of a Vehicle  (a) Value of Retardation When the Brakes are Applied to Rear Wheels Only  (b) Value of Retardation When the Brakes are Applied to Front Wheels Only  (c) Value of Retardation When the Brakes are Applied to All the Wheels  Solve Problems  Forced Vibrations for Systems with Two Degree of freedom.  Solve Problems.</p>
<b>Week 13</b>	<p>Types of Followers  Nomenclatures for Cam Profile  Motions of the Follower  (a) Uniform Motion or Uniform Velocity of a Follower  Free Torsional Vibrations of a Three Rotor System.  Torsional Equivalent Shaft.  Solve Problem</p>
<b>Week 14</b>	<p>(b) Simple Harmonic Motion of Follower  (c) Uniform Acceleration and Uniform Retardation  Cam profile construction  Free Torsional Vibrations of a Three Rotor System.  Torsional Equivalent Shaft.  Solve Problems.</p>
<b>Week 15</b>	<p>Final Examination</p>

### Delivery Plan (Weekly Lab. Syllabus)

المنهاج الاسبوعي للمختبر

	Material Covered
Week 1	Lab 1: How to balance rotating masses. Mass – Spring system.
Week 2	Lab 2: How to get force equilibrium. Simple and Compound Pendulums.
Week 3	Lab 3: Explain the principle work of gear and gear train. Mass Moment of Inertia Estimation-Part one: Bifilar Suspension.
Week 4	Lab 4: Explain the principle work of governor. Mass Moment of Inertia Estimation-Part two: Auxiliary Mass Method.
Week 5	Lab 5: How plane surface friction calculated. Un-damped Forced Vibration.
Week 6	Lab 6: Explain friction of flat belt. Transverse Vibration of a Beam.
Week 7	Lab 7: How frictional clutch operate. Un-damped vibration absorber.

### Learning and Teaching Resources

#### مصادر التعلم والتدريس

	Text	Available in the Library?
Required Texts	"Theory of Machines", Burasia Publishing House (PVT.) Ltd, 1988, by Khurmi R. S. and Gupta J. K. "Theory of Machines", Laxmi Publications (P) Ltd, 2004, by Brar J. S. and Bansal R. K. "Theory of Machines", S. Chand & Company Ltd, 2005, Khurmi R. S. and Gupta J. K.	
Recommended Texts		
Websites		

### Grading Scheme

#### مخطط الدرجات

Group	Grade	التقدير	Marks (%)	Definition
Success Group (50 - 100)	A - Excellent	امتياز	90 - 100	Outstanding Performance
	B - Very Good	جيد جدا	80 - 89	Above average with some errors
	C - Good	جيد	70 - 79	Sound work with notable errors

	<b>D - Satisfactory</b>	متوسط	60 - 69	Fair but with major shortcomings
	<b>E - Sufficient</b>	مقبول	50 - 59	Work meets minimum criteria
<b>Fail Group (0 – 49)</b>	<b>FX – Fail</b>	راسب (قيد المعالجة)	(45-49)	More work required but credit awarded
	<b>F – Fail</b>	راسب	(0-44)	Considerable amount of work required

**Note:** Marks Decimal places above or below 0.5 will be rounded to the higher or lower full mark (for example a mark of 54.5 will be rounded to 55, whereas a mark of 54.4 will be rounded to 54. The University has a policy NOT to condone "near-pass fails" so the only adjustment to marks awarded by the original marker(s) will be the automatic rounding outlined above.



## MODULE DESCRIPTION FORM

### نموذج وصف المادة الدراسية

#### Module Information

معلومات المادة الدراسية

<b>Module Title</b>	<b>Heat Transfer</b>		<b>Module Delivery</b>	
<b>Module Type</b>	C		<input type="checkbox"/> Theory <input checked="" type="checkbox"/> Lecture <input checked="" type="checkbox"/> Lab <input type="checkbox"/> Tutorial <input type="checkbox"/> Practical <input type="checkbox"/> Seminar	
<b>Module Code</b>	<b>HUC-ACR-303</b>			
<b>ECTS Credits</b>	8			
<b>SWL (hr/sem)</b>	200			
<b>Module Level</b>	3	<b>Semester of Delivery</b>		
<b>Administering Department</b>	Department of Refrigeration and Air Conditioning Engineering Technologies	<b>College</b>	HUC	
<b>Module Leader</b>	Name	<b>e-mail</b>	E-mail	
<b>Module Leader's Acad. Title</b>	Professor	<b>Module Leader's Qualification</b>	Ph.D.	
<b>Module Tutor</b>	Name (if available)	<b>e-mail</b>	E-mail	
<b>Peer Reviewer Name</b>	Name	<b>e-mail</b>	E-mail	
<b>Scientific Committee Approval Date</b>	02/10/2023	<b>Version Number</b>	1.0	

<b>Relation with other Modules</b>			
العلاقة مع المواد الدراسية الأخرى			
<b>Prerequisite module</b>	HUC-ACR-202, HUC-ACR-203	<b>Semester</b>	L2, S1
<b>Co-requisites module</b>	None	<b>Semester</b>	

<b>Module Aims, Learning Outcomes and Indicative Contents</b>	
أهداف المادة الدراسية ونتائج التعلم والمحتويات الإرشادية	
<b>Module Aims</b> أهداف المادة الدراسية	<p>To develop students' fundamental knowledge into Heat transfer principles.</p> <p>To describe the physical principles and evolving technical capabilities of heat transfer</p> <p>To explain the heat transfer mechanisms, conduction, convection, and radiation.</p> <p>To describe the thermal resistance concept, conduction through multilayered plane wall, cylinders and spheres.</p> <p>To describe the Heat transfer from finned surfaces, fin equation, fin Efficiency, fin effectiveness.</p> <p>To explain the forced and natural convection heat transfer, boundary layer concepts.</p> <p>To describe the kinds of heat exchangers, heat exchangers design methods.</p> <p>To explain the heat transfer by radiation basic concepts.</p>

<b>Module Learning Outcomes</b> مخرجات التعلم للمادة الدراسية	1-Use the information of heat transfer principles. 2-Identify the heat transfer modes. 3-Demonstrate the forced and natural convection heat transfer. 4-Recognize the kinds of heat exchangers and design methods. 5-Recognize the heat transfer by radiation basic concepts. 6-Use the heat transfer principles in the practical applications.
<b>Indicative Contents</b> المحتويات الإرشادية	Heat transfer principles. Introduction to heat transfer mechanisms, conduction, convection, and radiation. Thermal resistance concept, conduction through multilayered plane wall, cylinders and spheres. Heat transfer from finned surfaces, fin equation, fin Efficiency, fin effectiveness. Forced and natural convection heat transfer, boundary layer concepts . Heat transfer by radiation basic concepts.
<b>Learning and Teaching Strategies</b> استراتيجيات التعلم والتعليم	
<b>Strategies</b>	Assessment is based on hand-in assignments, written exam, Case study, Quizzes, seminars, Practical testing and Online testing.

<b>Student Workload (SWL)</b> الحمل الدراسي للطالب			
<b>Structured SWL (h/sem)</b> الحمل الدراسي المنتظم للطالب خلال الفصل	143	<b>Structured SWL (h/w)</b> الحمل الدراسي المنتظم للطالب أسبوعياً	10
<b>Unstructured SWL (h/sem)</b> الحمل الدراسي غير المنتظم للطالب خلال الفصل	57	<b>Unstructured SWL (h/w)</b> الحمل الدراسي غير المنتظم للطالب أسبوعياً	4
<b>Total SWL (h/sem)</b> الحمل الدراسي الكلي للطالب خلال الفصل	200		

<b>Module Evaluation</b> تقييم المادة الدراسية					
		Time/Number	Weight (Marks)	Week Due	Relevant Learning Outcome
Formative assessment	Quizzes	2	10% (10)	4,8,12	LO #1-6
	Assignments	2	10% (10)	3, 11	LO # 1-6
	Lab.	10	10% (10)	continuous	LO # 1-6

	<b>Homework</b>	4	10%(10)	3,6,9,12	LO #1-6
<b>Summative assessment</b>	<b>Midterm Exam</b>	2 hr	10% (10)	7	LO # 1-4
	<b>Final Exam</b>	3hr	50% (50)	15	All
<b>Total assessment</b>			100% (100 Marks)		

### Delivery Plan (Weekly Syllabus)

#### المنهاج الاسبوعي النظري

	<b>Material Covered</b>
<b>Week 1</b>	Introduction, Heat Transfer Mechanisms, Steady State general Heat Conduction equation in Rectangular, Cylindrical and spherical Coordinates.
<b>Week 2</b>	Thermal Resistance Concept, Conduction through Multilayered Plane Wall, Cylinders and Spheres.
<b>Week 3</b>	Over all Heat Transfer Coefficient, Critical Radius of Insulation. Thermal Contact Resistance.
<b>Week 4</b>	Heat transfer from finned surfaces, fin equation, fin Efficiency, fin effectiveness
<b>Week 5</b>	Transient Heat Conduction, (Lumped System Analysis) Two-dimensional Steady Heat Conduction, numerical method.
<b>Week 6</b>	Introduction to Heat Transfer by Convection, Review to the Fluid Flow.
<b>Week 7</b>	Mid Term Examination, Non-Dimensional Group Numbers Analysis, Laminar and Turbulent flow.
<b>Week 8</b>	External Forced Convection (on Flat Plate), Boundary layer concept, Empirical Equations
<b>Week 9</b>	Internal Forced Convection (Laminar and Turbulent Flow), Empirical Equations.
<b>Week 10</b>	Natural Convection Heat Transfer, Empirical Equations.
<b>Week 11</b>	Introduction to Heat Exchangers, Kinds of Heat Exchangers
<b>Week 12</b>	The Overall Heat Transfer Coefficient, Fouling Factor, The Log Mean Temperature Difference (LMTD) Method
<b>Week 13</b>	Effectiveness- NTU method, Performance for Different Kinds of the Heat Exchangers.
<b>Week 14</b>	Heat Radiation, Introduction, Basic Concepts, Absorptivity, Reflectivity, and Transmissivity, Radiation Heat Transfer Between Two Black and Gray Surfaces.
<b>Week 15</b>	Final Examination

### Delivery Plan (Weekly Lab. Syllabus)

#### المنهاج الاسبوعي للمختبر

	<b>Material Covered</b>
<b>Week 1</b>	Lab 1: Calculation of thermal conductivity
<b>Week 2</b>	Lab 2: Calculation of heat transfer rate.
<b>Week 3</b>	Lab 3: Calculation of thermal contact resistance
<b>Week 4</b>	Lab 4: Heat transfer in long straight fins

<b>Week 5</b>	Lab 5: Estimating the convection heat transfer coefficient in fins
<b>Week 6</b>	Lab 6: Forced convection from a cylinder in a cross flow
<b>Week 7</b>	Lab 7: Free convection from a cylinder in free flow
<b>Week 8</b>	Lab 8: Parallel flow shell and tube heat exchanger performance
<b>Week 9</b>	Lab 9: Counter flow shell and tube heat exchanger performance
<b>Week 10</b>	Lab 10: Heat Transfer by Radiation

<b>Learning and Teaching Resources</b> مصادر التعلم والتدريس		
	Text	Available in the Library?
<b>Required Texts</b>	Yunus C. Cengel, “Heat and Mass Transfer”, 6th Edition, Mc Graw-Hill Education, 2020. J. P. Holman “Heat Transfer”, 10th Edition, Mc Graw-Hill Education, 2000.	
<b>Recommended Texts</b>		
<b>Websites</b>		

<b>Grading Scheme</b> مخطط الدرجات				
Group	Grade	التقدير	Marks (%)	Definition
<b>Success Group</b> (50 - 100)	<b>A</b> - Excellent	امتياز	90 - 100	Outstanding Performance
	<b>B</b> - Very Good	جيد جدا	80 - 89	Above average with some errors
	<b>C</b> - Good	جيد	70 - 79	Sound work with notable errors
	<b>D</b> - Satisfactory	متوسط	60 - 69	Fair but with major shortcomings
	<b>E</b> - Sufficient	مقبول	50 - 59	Work meets minimum criteria
<b>Fail Group</b> (0 – 49)	<b>FX</b> – Fail	راسب (قيد المعالجة)	(45-49)	More work required but credit awarded
	<b>F</b> – Fail	راسب	(0-44)	Considerable amount of work required

**Note:** Marks Decimal places above or below 0.5 will be rounded to the higher or lower full mark (for example a mark of 54.5 will be rounded to 55, whereas a mark of 54.4 will be rounded to 54. The University has a policy NOT to condone "near-pass fails" so the only adjustment to marks awarded by the original marker(s) will be the automatic rounding outlined above.

رئيس القسم  
د. ملاع ليفر طالب



استاذ المادة  
د. ملاع ليفر طالب

## MODULE DESCRIPTION FORM

### نموذج وصف المادة الدراسية

Module Information		
معلومات المادة الدراسية		
Module Title	<b>Refrigeration and Air Conditioning</b> -٢	Module Delivery

Module Type	C			<input type="checkbox"/> Theory <input checked="" type="checkbox"/> Lecture <input checked="" type="checkbox"/> Lab <input type="checkbox"/> Tutorial <input type="checkbox"/> Practical <input type="checkbox"/> Seminar
Module Code	HUC-ACR-304			
ECTS Credits	10			
SWL (hr/sem)	250			
Module Level	3	Semester of Delivery		1
Administering Department	Department of Refrigeration and Air Conditioning Engineering Technologies		College	HUC
Module Leader	Name	e-mail		E-mail
Module Leader's Acad. Title	Professor	Module Leader's Qualification		Ph.D.
Module Tutor	Name (if available)	e-mail		E-mail
Peer Reviewer Name	Name	e-mail		E-mail
Scientific Committee Approval Date	02/10/2023	Version Number	1.0	

Relation with other Modules			
العلاقة مع المواد الدراسية الأخرى			
Prerequisite module	HUC-ACR-204	Semester	L2, S2
Co-requisites module	None	Semester	
Module Aims, Learning Outcomes and Indicative Contents			
أهداف المادة الدراسية ونتائج التعلم والمحتويات الإرشادية			
Module Aims أهداف المادة الدراسية	This topic aims to enable and qualify the student to know the heating, ventilation, and air conditioning systems, estimate the cooling and heating load, identify the pipe and duct design, select fans and pumps, etc., and estimate the refrigeration load of the food storage stores and diseases that affect food products during the storage period.		
Module Learning Outcomes مخرجات التعلم للمادة الدراسية	<ol style="list-style-type: none"> <li>1. To apply the knowledge of mathematics, science, and engineering fundamentals.</li> <li>2. To model refrigeration and air conditioning engineering.</li> <li>3. To study the design procedures of cooling load, heating load, duct design, piping design, food preservation and food microbiology diseases.</li> <li>4. To study the design of cold store refrigeration load.</li> <li>5. To know the software that related to the subject.</li> </ol>		
Indicative Contents المحتويات الإرشادية	<b>Part A</b> <b>Cooling and heating load estimation</b> Site survey of air conditioned space, relation between heat gain and cooling load. Inside and outside design conditions, for winter & summer, heating load calculation (heat loss from windows, doors, walls, roof, floor, base of building, ventilation (air change method, air required for each person, air volume per unit area,) infiltration		

	<p>(crack method) total heating load, Cooling load ( radiation glasses, conduction heat transfer through walls, roof, glasses,..etc using equivalent temperature deference,) Heat transfer through part ions, peoples heat generated, people metabolic rate, lighting heat, motors &amp; equipment, ventilation and infiltration load. Room total load, zone load, building load, bypass factor, cooling coil temperature. Heating load estimation, outdoor load, indoor load, ventilation and infiltration load.</p> <p><b>Part B</b> <b>Duct design and fans selection</b> Air ducting ( pressure loses in straight duct, duct fittings ( sudden enlargement &amp; contraction, branches, bends, ....etc) Duct design, methods of design, equal friction method, balancing of duct system. Fans (type, selection, performance of centrifugal, laws) room air distribution, selection of supply &amp; return air opening, diffusers, grilles, return grilles.)</p> <p><b>Part C</b> <b>Piping and pumps selection</b> Water piping design, pressure losses in straight, and other links, valves, and accessories, cooling water pipes, water pipe network design. Pumps ( performance, types, pump selections, design of water distribution system , design of expansion tank).</p> <p><b>Part D</b> <b>Food Preservation</b> Food thermal properties, water contain, primary freezing point, ice fraction, density, specific heat. Freezing and nonfreezing foods, thermal conductivity, parallel method, respiration heat, heat transfer coefficient of surface. Time of Food cooling and freezing. Estimation of Food cooling Time depending on dimensionless heat transfer coefficient, method of freezing estimation. Blank Equation for freezing time estimation. Refrigeration and the food deceases, biological deceases sources, microbes growth, critical growth requirement of microbes, control of microbes growth, HACCP method.</p> <p><b>Part E</b> <b>Refrigeration Load</b> Thermal load of transportation, air filtration, equipment, safety factor, total ref. load, principle of freezing storage design, volume calculation, design of the 130 storage construction, storage requirement. Methods of construction, space requirement, treatment of air and vapor infiltration from cracks, floor structure, preparing of the roof, water derange, Freezing systems, fan coil unit, valve selection, vale position, system design, Refrigerators.</p>
--	--

<b>Learning and Teaching Strategies</b> استراتيجيات التعلم والتعليم	
<b>Strategies</b>	<p>The main strategy that will be adopted in delivering this module is to encourage students' participation in the exercises, while at the same time refining and expanding their critical thinking skills. This will be achieved through classes, interactive tutorials and by considering type of simple experiments involving some sampling activities that are interesting to the students.</p>

<b>Student Workload (SWL)</b> الحمل الدراسي للطالب			
<b>Structured SWL (h/sem)</b> الحمل الدراسي المنتظم للطالب خلال الفصل	143	<b>Structured SWL (h/w)</b> الحمل الدراسي المنتظم للطالب أسبوعياً	10
<b>Unstructured SWL (h/sem)</b> الحمل الدراسي غير المنتظم للطالب خلال الفصل	107	<b>Unstructured SWL (h/w)</b> الحمل الدراسي غير المنتظم للطالب أسبوعياً	8
<b>Total SWL (h/sem)</b> الحمل الدراسي الكلي للطالب خلال الفصل	250		

<b>Module Evaluation</b> تقييم المادة الدراسية					
		Time/Number	Weight (Marks)	Week Due	Relevant Learning Outcome
<b>Formative assessment</b>	<b>Quizzes</b>	3	10% (10)	4,8,12	LO #1-5
	<b>Assignments</b>	2	10% (10)	3, 11	LO # 1-5
	<b>Lab.</b>	10	10% (10)	continuous	LO # 1-5
	<b>Homework</b>	4	10%(10)	2,,4,7,10	LO #1-5
<b>Summative assessment</b>	<b>Midterm Exam</b>	2 hr	10% (10)	7	LO # 1-5
	<b>Final Exam</b>	3hr	50% (50)	15	All
<b>Total assessment</b>			100% (100 Marks)		

<b>Delivery Plan (Weekly Syllabus)</b> المنهاج الاسبوعي النظري	
	Material Covered
<b>Week 1</b>	Site survey of air conditioned space, relation between heat gain and cooling load. Inside and outside design conditions, for winter & summer, heating load calculation (heat loss from windows, doors, walls, roof, floor, base of building, ventilation (air change method, air required for each person, air volume per unit area,) infiltration (crack method) total heating load.
<b>Week 2</b>	Cooling load ( radiation glasses, conduction heat transfer through walls, roof, glasses,..etc using equivalent temperature deference,)
<b>Week 3</b>	Heat transfer through part ions, peoples heat generated, people metabolic rate, lighting heat, motors & equipment, ventilation and infiltration load.
<b>Week 4</b>	Room total load, zone load, building load, bypass factor, cooling coil temperature.

<b>Week 5</b>	Heating load estimation, outdoor load, indoor load, ventilation and infiltration load.
<b>Week 6</b>	Air ducting ( pressure loses in straight duct, duct fittings ( sudden enlargement & contraction, branches, bends, ....etc)
<b>Week 7</b>	Mid Term Examination, Duct design, methods of design, equal friction method, balancing of duct system.
<b>Week 8</b>	Fans (type, selection, performance of centrifugal, laws) room air distribution, selection of supply & return air opening, diffusers, grilles, return grilles.)
<b>Week 9</b>	Water piping design, pressure losses in straight, and other links, valves, and accessories, cooling water pipes, water pipe network design.
<b>Week 10</b>	Pumps ( performance, types, pump selections, design of water distribution system , design of expansion tank)
<b>Week 11</b>	Food thermal properties, water contain, primary freezing point, ice fraction, density, specific heat. Freezing and nonfreezing foods, thermal conductivity, parallel method, respiration heat, heat transfer coefficient of surface.
<b>Week 12</b>	Time of Food cooling and freezing. Estimation of Food cooling Time depending on dimensionless heat transfer coefficient, method of freezing estimation.
<b>Week 13</b>	Blank Equation for freezing time estimation. Refrigeration and the food deceases, biological deceases sources, microbes growth, critical growth requirement of microbes, control of microbes growth, HACCP method.
<b>Week 14</b>	Thermal load of transportation, air filtration, equipment, safety factor, total ref. load, principle of freezing storage design, volume calculation, design of the storage construction, storage requirement, Methods of construction, space requirement, treatment of air and vapor infiltration from cracks, floor structure, preparing of the roof, water derange, Freezing systems, fan coil unit, valve selection, vale position, system design, Refrigerators.
<b>Week 15</b>	Final Examination
<b>Delivery Plan (Weekly Lab. Syllabus)</b>	
المنهاج الاسبوعي للمختبر	
	<b>Material Covered</b>
<b>Week 1-3</b>	Case study for cooling load estimation, each student will select a house map and achieving the cooling load for the given house
<b>Week 4-5</b>	Case study for heating load estimation, each student will select a house map and achieving the

	cooling load for the given house
<b>Week 6-7</b>	Depending on the cooling and heating load, the student design the duct system to the house
<b>Week 8</b>	Design the duct system for the building and select the fan for the duct system. Finding the operating point, power consumption and pressure loss of the fan.
<b>Week 9</b>	Design the piping system for the heating load of the house
<b>Week 10</b>	Select the pumping system, system and finding the operating point, power consumption and pressure loss of the pumps.
<b>Week 11</b>	Perform a calculation for the freezing time of the food
<b>Week 12-13</b>	Perform the refrigeration load for a given cold store
<b>Week 14</b>	Estimation the freezing load of the cold store

### Learning and Teaching Resources

#### مصادر التعلم والتدريس

	Text	Available in the Library?
<b>Required Texts</b>	1. Carrier Handbook 2. ASHRAE – Fundamental 3. Stanford III, Herbert W., and Adam F. Spach. Analysis and Design of Heating, Ventilating, and Air-Conditioning Systems. CRC Press, 2019. 4. Wijesundera, Nihal E. Principles of Heating, Ventilation and Air Conditioning with Worked Examples. World Scientific, 2015. 5. Berk, Zeki. Food process engineering and technology. Academic press, 2018.	
<b>Recommended Texts</b>	1. Stanford III, Herbert W., and Adam F. Spach. Analysis and Design of Heating, Ventilating, and Air-Conditioning Systems. CRC Press, 2019.	
<b>Websites</b>		

### Grading Scheme

#### مخطط الدرجات

Group	Grade	التقدير	Marks (%)	Definition
<b>Success Group (50 - 100)</b>	<b>A</b> - Excellent	امتياز	90 - 100	Outstanding Performance
	<b>B</b> - Very Good	جيد جدا	80 - 89	Above average with some errors
	<b>C</b> - Good	جيد	70 - 79	Sound work with notable errors
	<b>D</b> - Satisfactory	متوسط	60 - 69	Fair but with major shortcomings
	<b>E</b> - Sufficient	مقبول	50 - 59	Work meets minimum criteria
<b>Fail Group (0 – 49)</b>	<b>FX</b> – Fail	راسب (قيد المعالجة)	(45-49)	More work required but credit awarded
	<b>F</b> – Fail	راسب	(0-44)	Considerable amount of work required



معلومات المادة الدراسية			
Module Title	<b>Mechanical Designs</b>		Module Delivery
Module Type	C		<input type="checkbox"/> Theory <input checked="" type="checkbox"/> Lecture <input checked="" type="checkbox"/> Lab <input type="checkbox"/> Tutorial <input type="checkbox"/> Practical <input type="checkbox"/> Seminar
Module Code	<b>HUC-ACR-305</b>		
ECTS Credits	5		
SWL (hr/sem)	<b>125</b>		
Module Level	3	Semester of Delivery	
Administering Department	Department of Refrigeration and Air Conditioning Engineering Technologies	College	HUC
Module Leader	Name	e-mail	E-mail
Module Leader's Acad. Title	Professor	Module Leader's Qualification	Ph.D.
Module Tutor	Name (if available)	e-mail	E-mail
Peer Reviewer Name	Name	e-mail	E-mail
Scientific Committee Approval Date	02/10/2023	Version Number	1.0

Relation with other Modules			
العلاقة مع المواد الدراسية الأخرى			
Prerequisite module	HUC-ACR-205	Semester	L2, S2
Co-requisites module	None	Semester	

Module Aims, Learning Outcomes and Indicative Contents	
أهداف المادة الدراسية ونتائج التعلم والمحتويات الإرشادية	
<b>Module Aims</b> أهداف المادة الدراسية	<p>Learning the design process of mechanical components, for different design considerations, such like strength, stiffness, and stability.</p> <p>Transfer real life mechanical systems to analytical models and analyze them and deal with design codes and standards.</p> <p>To be able to solve open-ended design problems, cope with decision making and satisfy competing objectives.</p> <p>Use and integrate the fundamentals studied previously towards the goal of analyzing and designing mechanical components to achieve satisfactory levels of safety and life.</p>

	<p>To improve competence in multi-axis stress analysis.</p> <p>To obtain a knowledge in the use of the proper failure theories under steady and variable loadings.</p> <p>To develop the design skills of mechanical components under steady and variable loadings.</p>
<p><b>Module Learning Outcomes</b> مخرجات التعلم للمادة الدراسية</p>	<ol style="list-style-type: none"> <li>1. Apply basic design principles applicable to components as listed in the core content.</li> <li>2. Conceptualise, design and calculate simple stresses in mechanical components.</li> <li>3. Design and calculate working stress and factor of safety in mechanical components.</li> <li>4. Design and calculate stresses in composite bars and thermal stresses in mechanical components.</li> <li>5. Perform relevant and applicable calculations for torsional and bending stresses in mechanical components.</li> <li>6. Identify the principal stresses and principal planes in mechanical components.</li> <li>7. Apply theories of failure to achieve satisfactory levels of safety for mechanical components.</li> <li>8. Design and calculate variable stresses and stress concentration in mechanical components.</li> <li>9. Perform relevant and applicable calculations to design different mechanical parts.</li> </ol>
<p><b>Indicative Contents</b> المحتويات الإرشادية</p>	<p>General Procedure in Machine Design, Classifications of Machine Design, Material Strength and Stiffness, Simple Stresses, Working Stress, Selection of Factor of Safety, Stresses in Composite Bars, Stresses due to Change in Temperature.</p> <p>Torsional and Bending Stresses in Machine Parts, Shafts in Series and Parallel.</p> <p>Determination of Principal Stresses for a Member Subjected to Bi-axial Stress, Theories of Failure Under Static Load.</p> <p>Cyclic Stresses, Fatigue and Endurance Limit, Factor of Safety for Fatigue Loading, Theoretical Stress Concentration Factor, Fatigue Stress Concentration Factor, Combined Steady and Variable Stress.</p> <p>Material Used for Shafts, Design of Shafts, Shafts Subjected to Twisting Moment Only, Shafts Subjected to Bending Moment Only, Shafts Subjected to Combined Twisting Moment and Bending Moment, Shafts Subjected to Axial Load in addition to Combined Torsion and Bending Loads.</p> <p>Design of keys and Splines, Effect of Keyways, Types of Shafts Couplings.</p> <p>Riveted Joints, Failures of a Riveted Joint, Efficiency of a Riveted Joint, Design of Longitudinal Butt Joint for a Boiler, Design of Circumferential Lap Joint for a Boiler, Riveted Joint for Structural Use.</p> <p>Types of Welded Joints, Basic Weld Symbols, Strength of Transverse Fillet Welded Joints, Strength of Parallel Fillet Welded Joints.</p> <p>Classification of Pressure Vessels, Hoop and Longitudinal Stress, Spherical Shells, Compound Cylindrical Shells.</p> <p>Types of Screw Threads, Efficiency of Threaded Screws, Efficiency of Self-Locking Screws.</p>

## Learning and Teaching Strategies

### استراتيجيات التعلم والتعليم

<b>Strategies</b>	Assessment is based on hand-in assignments, written exam, Case study, Quizzes, seminars, Practical testing and Online testing.
-------------------	--

## Student Workload (SWL)

### الحمل الدراسي للطالب

<b>Structured SWL (h/sem)</b> الحمل الدراسي المنتظم للطالب خلال الفصل	87	<b>Structured SWL (h/w)</b> الحمل الدراسي المنتظم للطالب أسبوعياً	6
<b>Unstructured SWL (h/sem)</b> الحمل الدراسي غير المنتظم للطالب خلال الفصل	38	<b>Unstructured SWL (h/w)</b> الحمل الدراسي غير المنتظم للطالب أسبوعياً	3
<b>Total SWL (h/sem)</b> الحمل الدراسي الكلي للطالب خلال الفصل	125		

## Module Evaluation

### تقييم المادة الدراسية

		Time/Number	Weight (Marks)	Week Due	Relevant Learning Outcome
<b>Formative assessment</b>	<b>Quizzes</b>	3	10% (10)	4,8,12	LO #1-9
	<b>Assignments</b>	2	10% (10)	3, 11	LO #1-9
	<b>Lab.</b>	10	10% (10)	continuous	LO # 1-9
	<b>Project</b>	1	10%(10)	12	LO #1-9
<b>Summative assessment</b>	<b>Midterm Exam</b>	2 hr	10% (10)	7	LO # 1-7
	<b>Final Exam</b>	3hr	50% (50)	15	All
<b>Total assessment</b>			100% (100 Marks)		

## Delivery Plan (Weekly Syllabus)

### المنهاج الاسبوعي النظري

	Material Covered
<b>Week 1</b>	Design consideration, Design principle, Material Strength and Stiffness
<b>Week 2</b>	Simple Stresses in Machine Parts
<b>Week 3</b>	Working Stress and Factor of Safety
<b>Week 4</b>	Stresses in Composite Bars and Thermal Stresses

<b>Week 5</b>	Torsional and Bending Stresses in Machine Parts
<b>Week 6</b>	Principal Stresses and Principal Planes
<b>Week 7</b>	Mid Term Examination, Theories of Failure
<b>Week 8</b>	Variable Stresses in Machine Parts and Stress Concentration
<b>Week 9</b>	Design of Shafts
<b>Week 10</b>	Design of keys, Splines and Couplings
<b>Week 11</b>	Riveted Joints
<b>Week 12</b>	Welded joints
<b>Week 13</b>	Pressure Vessels
<b>Week 14</b>	Power Screws
<b>Week 15</b>	Final Examination

### Delivery Plan (Weekly Lab. Syllabus)

المنهاج الاسبوعي للمختبر

	Material Covered
<b>Week 1</b>	
<b>Week 2</b>	
<b>Week 3</b>	
<b>Week 4</b>	
<b>Week 5</b>	
<b>Week 6</b>	
<b>Week 7</b>	

### Learning and Teaching Resources

مصادر التعلم والتدريس

	Text	Available in the Library?
<b>Required Texts</b>	A Textbook of Machine Design by R.S.KHURMI AND J.K.GUPTA	
<b>Recommended Texts</b>	Shigley's Mechanical Engineering Design (McGraw-Hill Series in Mechanical Engineering) 10th Edition	
<b>Websites</b>	<a href="https://www.coursera.org/learn/machine-design1">https://www.coursera.org/learn/machine-design1</a>	

Grading Scheme				
مخطط الدرجات				
Group	Grade	التقدير	Marks (%)	Definition
<b>Success Group</b> (50 - 100)	<b>A</b> - Excellent	امتياز	90 - 100	Outstanding Performance
	<b>B</b> - Very Good	جيد جدا	80 - 89	Above average with some errors
	<b>C</b> - Good	جيد	70 - 79	Sound work with notable errors
	<b>D</b> - Satisfactory	متوسط	60 - 69	Fair but with major shortcomings
	<b>E</b> - Sufficient	مقبول	50 - 59	Work meets minimum criteria
<b>Fail Group</b> (0 - 49)	<b>FX</b> – Fail	راسب (قيد المعالجة)	(45-49)	More work required but credit awarded
	<b>F</b> – Fail	راسب	(0-44)	Considerable amount of work required
<p><b>Note:</b> Marks Decimal places above or below 0.5 will be rounded to the higher or lower full mark (for example a mark of 54.5 will be rounded to 55, whereas a mark of 54.4 will be rounded to 54. The University has a policy NOT to condone "near-pass fails" so the only adjustment to marks awarded by the original marker(s) will be the automatic rounding outlined above.</p>				

## MODULE DESCRIPTION FORM

### نموذج وصف المادة الدراسية

Module Information		
معلومات المادة الدراسية		
Module Title	<b>Maintenance of Air Conditioning</b>	Module Delivery

<b>Systems</b>			
Module Type	<b>C</b>		<input type="checkbox"/> Theory <input checked="" type="checkbox"/> Lecture <input checked="" type="checkbox"/> Lab <input type="checkbox"/> Tutorial <input type="checkbox"/> Practical <input type="checkbox"/> Seminar
Module Code	<b>HUC-ACR-306</b>		
ECTS Credits	<b>10</b>		
SWL (hr/sem)	<b>250</b>		
Module Level	3	Semester of Delivery	
Administering Department	Department of Refrigeration and Air Conditioning Engineering Technologies	College	HUC
Module Leader	Name	e-mail	E-mail
Module Leader's Acad. Title	Professor	Module Leader's Qualification	Ph.D.
Module Tutor	Name (if available)	e-mail	E-mail
Peer Reviewer Name	Name	e-mail	E-mail
Scientific Committee Approval Date	02/10/2023	Version Number	1.0

<b>Relation with other Modules</b>			
العلاقة مع المواد الدراسية الأخرى			
Prerequisite module	HUC-ACR-304	Semester	L3, S1
Co-requisites module	None	Semester	

<b>Module Aims, Learning Outcomes and Indicative Contents</b>	
أهداف المادة الدراسية ونتائج التعلم والمحتويات الإرشادية	
Module Aims أهداف المادة الدراسية	1. study the maintenance of all types of refrigeration system. 2. Introducing students to all the basic topics of this course, the theoretical side and the practical side. 3. Introduces theories and operations of heating and air conditioning system. Includes service, testing and repair of air conditioning, ventilation, and heater and engine cooling systems
Module Learning Outcomes	1. Describe the Refrigeration and Air Conditioning system and the principle of work inside Refrigeration and Air Conditioning workshop 2. Diagnose air conditioning and heating failures and make the required repairs.

مخرجات التعلم للمادة الدراسية	<p>3. the student have ability to install Refrigeration and air conditioning equipment, perform pipe welding , vacuum and charge, installation problems.</p> <p>4. The student able to troubleshoot for central air conditioning systems, Refrigeration and Oil Chemistry and Management—Recovery, Recycling, Reclaiming, and Retrofitting</p> <p>5. Study the Mechanical and Electrical troubleshooting of Refrigeration and air conditioning system and water chillers</p> <p>6. Study the Conventional air conditioning system (mechanical and electrical components, features, installation, connection, commissioning, maintenance, and control.</p> <p>7. Study the Compressors (types, applications, maintenance, assembly and dis assembly, test and commissioning).</p> <p>8. Study the Evaporators ,Condensers, Expansion devices and air washer (types, applications, maintenance, assembly and dis assembly, test and commissioning).</p> <p>9. Study Cooling tower (types, applications, maintenance, assembly and dis assembly, test and commissioning).</p> <p>10. Pumps (types, applications, maintenance, assembly and dis assembly, test and commissioning).</p> <p>11. Refrigeration and air conditioning components cleaning by using chemical materials.</p>
<b>Indicative Contents</b> المحتويات الإرشادية	<p>1. General Safety Practices.</p> <p>2. Tools and equipment.</p> <p>3. Refrigeration and air conditioning equipment classification.</p> <p>4. air conditioning and heating failures and make the required repairs.</p> <p>5. Refrigeration and air conditioning equipment installation.</p> <p>6. Mechanical and Electrical troubleshooting.</p> <p>7. Conventional air condition system(mechanical and electrical components).</p>
<b>Learning and Teaching Strategies</b> استراتيجيات التعلم والتعليم	
<b>Strategies</b>	Assessment is based on hand-in assignments, written exam, Case study, Quizzes, seminars, Practical testing and Online testing.

<b>Student Workload (SWL)</b> الحمل الدراسي للطالب			
<b>Structured SWL (h/sem)</b> الحمل الدراسي المنتظم للطالب خلال الفصل	143	<b>Structured SWL (h/w)</b> الحمل الدراسي المنتظم للطالب أسبوعيا	10
<b>Unstructured SWL (h/sem)</b> الحمل الدراسي غير المنتظم للطالب خلال الفصل	107	<b>Unstructured SWL (h/w)</b> الحمل الدراسي غير المنتظم للطالب أسبوعيا	8
<b>Total SWL (h/sem)</b> الحمل الدراسي الكلي للطالب خلال الفصل	250		

Module Evaluation					
تقييم المادة الدراسية					
		Time/Number	Weight (Marks)	Week Due	Relevant Learning Outcome
Formative assessment	Quizzes	3	10% (10)	4,8,12	LO #1- 11
	Assignments	2	10% (10)	3, 11	LO # 1-11
	Lab.	10	10% (10)	continuous	LO # 1-11
	Project	1	10%(10)	10	LO # 1-11
Summative assessment	Midterm Exam	2 hr	10% (10)	7	LO # 1-7
	Final Exam	3hr	50% (50)	15	All
Total assessment			100% (100 Marks)		

Delivery Plan (Weekly Syllabus)	
المنهاج الاسبوعي النظري	
	Material Covered
Week 1	General Safety Practices, Tools and equipment, Refrigeration and air conditioning systems strategies. Refrigeration and air conditioning equipment classification (types, applications, maintenance, control, mechanical and electrical parts). Test and commissioning Refrigeration and air conditioning equipment.
Week 2	Refrigeration and air conditioning equipment installation, tubing, welding, leak
Week 3	types of installation, mechanical and electrical connections, piping, Appropriate places selection, piping's and insulations assembly, air purge, vacuum and charge, installation problems
Week 4	Mollier's charts (drawing, point's determination, troubleshooting for central air conditioning systems, Refrigeration and Oil Chemistry and Management—Recovery, Recycling, Reclaiming, and Retrofitting)
Week 5	Mechanical troubleshooting study of Refrigeration and air conditioning system and water chillers.
Week 6	Electrical troubleshooting study of Refrigeration and air conditioning system and water chillers.
Week 7	Mid Term Examination, Conventional air condition system (mechanical and electrical components, features, installation, connection, commissioning, maintenance, and control.
Week 8	Compressors (types, applications, maintenance, assembly and dis assembly, test and commissioning).
Week 9	Evaporators and air washer (types, applications, maintenance, assembly and dis assembly, test and commissioning).
Week 10	Condensers (types, applications, maintenance, assembly and dis assembly, test and commissioning).
Week 11	Cooling tower (types, applications, maintenance, assembly and dis assembly, test and commissioning).
Week 12	Expansion devices (types, applications, maintenance, assembly and dis assembly, test and

	commissioning).
<b>Week 13</b>	Fans (types, applications, maintenance, assembly and dis assembly, test and commissioning).
<b>Week 14</b>	Pumps (types, applications, maintenance, assembly and dis assembly, test and commissioning). Refrigeration and air conditioning components cleaning by using chemical materials.
<b>Week 15</b>	Final Examination
<b>Delivery Plan (Weekly Lab. Syllabus)</b> المنهاج الاسبوعي للمختبر	
	<b>Material Covered</b>
<b>Week 1</b>	Dismantling the commercial system knew the basic parts and accessories and isolate each part of it for other parts.
<b>Week 2</b>	Repair compressor through the dismantling of reciprocating compressor semi –hermetic of commercial system
<b>Week 3</b>	identify the parts and functions and the method of examination and then gathered and examined parts of the compressor and take all measures in order to examine the operation and performance.
<b>Week 4</b>	Maintenance of air cooled condenser system for commercial and examination of the leak and treatment. Cleaning of the inside and outside and sweep the fins also work includes everything related to the fans for the condenser. Maintenance of water-cooled condenser system for commercial and examination of the leak and treatment. Cleaning of the interior and exterior work includes mechanical and chemical cleaning, as well as the pump and piping for the condenser
<b>Week 5</b>	Maintenance - evaporator system for commercial and leakage of examination and treatment. Cleaning of the inside and outside and sweep the fins also work includes everything related to the fans for the evaporator
<b>Week 6</b>	Dismantling expansion valve (used for different types of commercial systems) and checked and calibrated and cleaned.
<b>Week 7</b>	Maintenance of electrical accessories for commercial and test it (power and control circuit. Connect the electrical connections of the power and control circuits and test the connection
<b>Week 8</b>	Conduct a process of checking the leak and add oil and make the process of charging and discharging of the gas by using modern equipment not impact on the environment. Checking the final inspection of the system and the first to hold the operation of the system to ensure the safety of the electrical and mechanical connection.
<b>Week 9</b>	Maintenance of mechanical and electrical axial fans and Accessories. Maintenance of mechanical and electrical centrifugal fans and Accessories.
<b>Week 10</b>	Maintenance of water pumps (the dismantling of the pump and the maintenance of internal parts and then assembled) adjust the straightness of the pump and the electric motor.
<b>Week 11</b>	Maintenance of all extensions of piping system (disassembly of the different types of valves to get to know their parts and re- assembled and tested) and examined and operated.
<b>Week 12</b>	Maintenance of air handling unit through the dismantling of parts and inspection and lubrication and then re- connect and straighter transmission belt and pulleys.
<b>Week 13</b>	Maintenance of cooling tower (fans –ball bearing- tank-nozzles-piping-pill and straighter transmission belt and pulleys).
<b>Week 14</b>	Maintenance of an air vehicle air conditioner and includes cleaning -Maintenance – components

	vacuum and churcing with modern equipment that do not adversely affect the environment. operating and inspection the vehicle air conditioner system.
--	--

<b>Learning and Teaching Resources</b> مصادر التعلم والتدريس		
	Text	Available in the Library?
<b>Required Texts</b>	Refrigeration and air conditioning Technology	
<b>Recommended Texts</b>	Modern refrigeration and air conditioning maintenance	
<b>Websites</b>		

<b>Grading Scheme</b> مخطط الدرجات				
Group	Grade	التقدير	Marks (%)	Definition
<b>Success Group (50 - 100)</b>	<b>A</b> - Excellent	امتياز	90 - 100	Outstanding Performance
	<b>B</b> - Very Good	جيد جدا	80 - 89	Above average with some errors
	<b>C</b> - Good	جيد	70 - 79	Sound work with notable errors
	<b>D</b> - Satisfactory	متوسط	60 - 69	Fair but with major shortcomings
	<b>E</b> - Sufficient	مقبول	50 - 59	Work meets minimum criteria
<b>Fail Group (0 - 49)</b>	<b>FX</b> – Fail	راسب (قيد المعالجة)	(45-49)	More work required but credit awarded
	<b>F</b> – Fail	راسب	(0-44)	Considerable amount of work required

**Note:** Marks Decimal places above or below 0.5 will be rounded to the higher or lower full mark (for example a mark of 54.5 will be rounded to 55, whereas a mark of 54.4 will be rounded to 54. The University has a policy NOT to condone "near-pass fails" so the only adjustment to marks awarded by the original marker(s) will be the automatic rounding outlined above.

رئيس القسم  
د فلاح كفي مطلوب

اسم وتوقيع استاذ المادة  
د. ياسر نور محمد

## MODULE DESCRIPTION FORM

### نموذج وصف المادة الدراسية

Module Information			
معلومات المادة الدراسية			
Module Title	<b>Air Conditioning systems Drawing</b>		Module Delivery
Module Type	C		<input type="checkbox"/> Theory <input checked="" type="checkbox"/> Lecture <input checked="" type="checkbox"/> Lab <input type="checkbox"/> Tutorial <input type="checkbox"/> Practical <input type="checkbox"/> Seminar
Module Code	<b>HUC-ACR-307</b>		
ECTS Credits	٨		
SWL (hr/sem)	<b>175</b>		
Module Level	3	Semester of Delivery	
Administering Department	Department of Refrigeration and Air Conditioning Engineering Technologies	College	HUC
Module Leader	Name	e-mail	E-mail
Module Leader's Acad. Title	Professor	Module Leader's Qualification	Ph.D.
Module Tutor	Name (if available)	e-mail	E-mail
Peer Reviewer Name	Name	e-mail	E-mail
Scientific Committee Approval Date	02/10/2023	Version Number	1.0

## Relation with other Modules

العلاقة مع المواد الدراسية الأخرى

<b>Prerequisite module</b>	HUC-ACR-304	<b>Semester</b>	L3, S1
<b>Co-requisites module</b>	None	<b>Semester</b>	

## Module Aims, Learning Outcomes and Indicative Contents

أهداف المادة الدراسية ونتائج التعلم والمحتويات الإرشادية

<b>Module Aims</b> أهداف المادة الدراسية	1. To enable and qualify the student to understand the architectural plans and their sections. 2. To draw and understand the mechanical layouts of the ducting network for ventilation. 3. To provide the ability to draw the piping network of the central air conditioning systems with all the necessary accessories of valves, fittings and sensors. 4. To draw the detail drawings of the air conditioning devices of fan coil units, chillers, boilers, air handling units, and cooling towers. 5. To design VRF systems for selective AC companies. 6. To understand the electrical and control diagrams of the air conditioning systems.
<b>Module Learning Outcomes</b> مخرجات التعلم للمادة الدراسية	1-Making site survey and drawing the architectural plans. 2-Estimate the cooling load of buildings by Rule of Thumb method. 3-Estimate the required ventilation of buildings by Rule of Thumb method. 4-Using the Duct Sizer software to design the ducting network. 5-Drawing the ducting network by AutoCAD MEP or Revit software. 6-Selection of chillers, boilers, AHU's, package units, fan coils and cooling towers of deferent brand. 7-Using the Pipe Sizer software to design the piping network of the air conditioning system. 8-Drawing the piping network by AutoCAD MEP or Revit software. 9-Designing the VRV/VRF system by the selection software of some manufacturer brands.
<b>Indicative Contents</b> المحتويات الإرشادية	Part A Drawing Plans Walls, columns, doors, windows, stairs, shafts, elevation. Part B – Ducting Drawing Load estimation, specify ventilation, units' selection, duct design and drawing. Part C – Piping Drawing Chillers, boilers, pumps selection, piping design and drawing, VRF system drawing. Part D – Electrical Drawing Chillers, boilers, pumps, VRF system electrical drawing.

## Learning and Teaching Strategies

### استراتيجيات التعلم والتعليم

<b>Strategies</b>	The main strategy that will be adopted in delivering this module is to encourage students' participation in the exercises. This will be achieved through classes, interactive tutorials and by considering some simple real projects as well as site visiting for finished and ongoing projects.
-------------------	--

## Student Workload (SWL)

### الحمل الدراسي للطالب

<b>Structured SWL (h/sem)</b> الحمل الدراسي المنتظم للطالب خلال الفصل	115	<b>Structured SWL (h/w)</b> الحمل الدراسي المنتظم للطالب أسبوعياً	8
<b>Unstructured SWL (h/sem)</b> الحمل الدراسي غير المنتظم للطالب خلال الفصل	60	<b>Unstructured SWL (h/w)</b> الحمل الدراسي غير المنتظم للطالب أسبوعياً	5
<b>Total SWL (h/sem)</b> الحمل الدراسي الكلي للطالب خلال الفصل	175		

## Module Evaluation

### تقييم المادة الدراسية

		Time/Number	Weight (Marks)	Week Due	Relevant Learning Outcome
<b>Formative assessment</b>	<b>Quizzes</b>	3	10% (10)	4,8,12	LO #1-9
	<b>Assignments</b>	2	10% (10)	3, 11	LO #1-9
	<b>Lab.</b>	10	10% (10)	continuous	LO #1-9
	<b>Project</b>	1	10%(10)	13	LO #1-9
<b>Summative assessment</b>	<b>Midterm Exam</b>	2 hr	10% (10)	7	LO # 1-7
	<b>Final Exam</b>	3hr	50% (50)	15	All
<b>Total assessment</b>			100% (100 Marks)		

## Delivery Plan (Weekly Syllabus)

### المنهاج الاسبوعي النظري

	Material Covered
<b>Week 1</b>	Making site survey
<b>Week 2</b>	Draw architectural plans
<b>Week 3</b>	Draw elevation plans
<b>Week 4</b>	Cooling load estimation

<b>Week 5</b>	Specify the required ventilation
<b>Week 6</b>	Package units, fan coil units and AHUs selection
<b>Week 7</b>	Mid Term Examination, Design ducting network by Duct Sizer
<b>Week 8</b>	Drawing ducting network
<b>Week 9</b>	Chillers, boilers, cooling towers and pumps selection
<b>Week 10</b>	Design piping system by Pipe Sizer
<b>Week 11</b>	Drawing the piping system
<b>Week 12</b>	VRV/VRF system design and drawing
<b>Week 13</b>	Drawing the electrical and control diagram of central air conditioning system
<b>Week 14</b>	Drawing the electrical and control diagram of VRV/VRF systems
<b>Week 15</b>	Final Examination

### Delivery Plan (Weekly Lab. Syllabus)

المنهاج الاسبوعي للمختبر

	Material Covered
<b>Week 1</b>	
<b>Week 2</b>	
<b>Week 3</b>	
<b>Week 4</b>	
<b>Week 5</b>	
<b>Week 6</b>	
<b>Week 7</b>	

### Learning and Teaching Resources

مصادر التعلم والتدريس

	Text	Available in the Library?
<b>Required Texts</b>	1. 2021 ASHRAE handbook. Fundamentals 2. Principles of heating, ventilating, and air conditioning: a textbook with design data based on the 2021 ASHRAE handbook--Fundamentals 3. Design manual for heating, ventilation and air conditioning with coordinated standard details: Lee Kendrick, Julian C. Gonzalez, 1986	
<b>Recommended Texts</b>		

Websites	
----------	--

Grading Scheme مخطط الدرجات				
Group	Grade	التقدير	Marks (%)	Definition
<b>Success Group (50 - 100)</b>	<b>A</b> - Excellent	امتياز	90 - 100	Outstanding Performance
	<b>B</b> - Very Good	جيد جدا	80 - 89	Above average with some errors
	<b>C</b> - Good	جيد	70 - 79	Sound work with notable errors
	<b>D</b> - Satisfactory	متوسط	60 - 69	Fair but with major shortcomings
	<b>E</b> - Sufficient	مقبول	50 - 59	Work meets minimum criteria
<b>Fail Group (0 - 49)</b>	<b>FX</b> - Fail	راسب (قيد المعالجة)	(45-49)	More work required but credit awarded
	<b>F</b> - Fail	راسب	(0-44)	Considerable amount of work required
<p><b>Note:</b> Marks Decimal places above or below 0.5 will be rounded to the higher or lower full mark (for example a mark of 54.5 will be rounded to 55, whereas a mark of 54.4 will be rounded to 54. The University has a policy NOT to condone "near-pass fails" so the only adjustment to marks awarded by the original marker(s) will be the automatic rounding outlined above.</p>				



رئيس القسم

د فلاح كفي مطلوب



اسم وتوقيع استاذ المادة

# MODULE DESCRIPTION FORM

## نموذج وصف المادة الدراسية

Module Information			
معلومات المادة الدراسية			
Module Title	<b>Electrical and Electronic Engineering</b>		Module Delivery
Module Type	C		<input type="checkbox"/> Theory <input checked="" type="checkbox"/> Lecture <input checked="" type="checkbox"/> Lab <input type="checkbox"/> Tutorial <input type="checkbox"/> Practical <input type="checkbox"/> Seminar
Module Code	<b>HUC-ACR-308</b>		
ECTS Credits	6		
SWL (hr/sem)	150		
Module Level	3	Semester of Delivery	
Administering Department	Department of Refrigeration and Air Conditioning Engineering Technologies	College	HUC
Module Leader	Name	e-mail	E-mail
Module Leader's Acad. Title	Professor	Module Leader's Qualification	Ph.D.
Module Tutor	Name (if available)	e-mail	E-mail
Peer Reviewer Name	Name	e-mail	E-mail
Scientific Committee Approval Date	02/10/2023	Version Number	1.0

Relation with other Modules			
العلاقة مع المواد الدراسية الأخرى			
Prerequisite module	HUC-ACR-105	Semester	L1, S2
Co-requisites module	None	Semester	

Module Aims, Learning Outcomes and Indicative Contents	
أهداف المادة الدراسية ونتائج التعلم والمحتويات الإرشادية	

<b>Module Aims</b> أهداف المادة الدراسية	To study the principles of electrical machines and electronic devices that are necessary for refrigeration and air conditioning engineer.
<b>Module Learning Outcomes</b> مخرجات التعلم للمادة الدراسية	Upon completion of the course, students should be able to: 1-Be able to analyze DC motor 2-Calculate the current and voltage of Motor then calculate the Torque 3-Compare between single phase and three phase motor
<b>Indicative Contents</b> المحتويات الإرشادية	

### Learning and Teaching Strategies

#### استراتيجيات التعلم والتعليم

<b>Strategies</b>	Assessment is based on hand-in assignments, written exam, Case study, Quizzes, seminars, Practical testing and Online testing.
-------------------	--

### Student Workload (SWL)

#### الحمل الدراسي للطالب

<b>Structured SWL (h/sem)</b> الحمل الدراسي المنتظم للطالب خلال الفصل	87	<b>Structured SWL (h/w)</b> الحمل الدراسي المنتظم للطالب أسبوعياً	6
<b>Unstructured SWL (h/sem)</b> الحمل الدراسي غير المنتظم للطالب خلال الفصل	63	<b>Unstructured SWL (h/w)</b> الحمل الدراسي غير المنتظم للطالب أسبوعياً	5
<b>Total SWL (h/sem)</b> الحمل الدراسي الكلي للطالب خلال الفصل	150		

### Module Evaluation

#### تقييم المادة الدراسية

		Time/Number	Weight (Marks)	Week Due	Relevant Learning Outcome
<b>Formative assessment</b>	<b>Quizzes</b>	3	10% (10)	4,8,12	LO #1-3
	<b>Assignments</b>	2	10% (10)	3, 11	LO # 1-3
	<b>Lab.</b>	10	10% (10)	continuous	LO # 1-3
	<b>Homework</b>	4	10%(10)	3,6,9,12	LO #1-3
<b>Summative assessment</b>	<b>Midterm Exam</b>	2 hr	10% (10)	7	LO # 1-3
	<b>Final Exam</b>	3hr	50% (50)	15	All
<b>Total assessment</b>			100% (100 Marks)		

### Delivery Plan (Weekly Syllabus)

#### المنهاج الاسبوعي النظري

	Material Covered
<b>Week 1</b>	D.C motors, construction, commutator, types of D.C motors
<b>Week 2</b>	Starting of D.C motor, starter connection, torque of D.C motors
<b>Week 3</b>	Single phase induction motor, split-phase, capacitor-start, shaded-pole type
<b>Week 4</b>	3-phase induction motor , construction , synch. Speed, slip .
<b>Week 5</b>	Starting of 3-phase induction motor, star-delta method, step down transformer
<b>Week 6</b>	Instruments and measurements, ammeters, voltmeter, ohmmeter, kw - h meters .
<b>Week 7</b>	Mid Term Examination, Contactors, relays, timers .. Thermal overload, starter (contactor +timer)
<b>Week 8</b>	Fuse, circuit breakers, types, choice
<b>Week 9</b>	Diode, V-I characteristic, half –wave rectifier
<b>Week 10</b>	Full-wave rectifier, bridge and center-top transformer rectifier
<b>Week 11</b>	Transistor, construction, types
<b>Week 12</b>	Saturation, active, break-down region and cutoff regions
<b>Week 13</b>	Transistor as amplifier and Transistor as electronic switch.
<b>Week 14</b>	Diac – Traic , characteristics applications with SCR , Operational amplifier 741.
<b>Week 15</b>	Final Examination

### Delivery Plan (Weekly Lab. Syllabus)

#### المنهاج الاسبوعي للمختبر

	Material Covered
<b>Week 1</b>	Basic wiring diagram for electrical measurements
<b>Week 2</b>	Test of current, voltage and solid state relay
<b>Week 3</b>	Start-up compressor with solid state relay
<b>Week 4</b>	Start-up compressor with current relay
<b>Week 5</b>	Star delta starter
<b>Week 6</b>	Simulation of block for refrigerant , notice the effects
<b>Week 7</b>	Simulation of valve damage, notice the effects
<b>Week 8</b>	Dismantling of induction motor
<b>Week 9</b>	Diode characteristics
<b>Week 10</b>	Diode characteristics
<b>Week 11</b>	Half wave rectifier
<b>Week 12</b>	Full wave rectifier

<b>Week 13</b>	Full wave rectifier with filter
<b>Week 14</b>	Diode limiters, Zener diode

Learning and Teaching Resources مصادر التعلم والتدريس		
	Text	Available in the Library?
<b>Required Texts</b>	Principle of Dc Motor and types	
<b>Recommended Texts</b>		
<b>Websites</b>		

Grading Scheme مخطط الدرجات				
Group	Grade	التقدير	Marks (%)	Definition
<b>Success Group (50 - 100)</b>	<b>A</b> - Excellent	امتياز	90 - 100	Outstanding Performance
	<b>B</b> - Very Good	جيد جدا	80 - 89	Above average with some errors
	<b>C</b> - Good	جيد	70 - 79	Sound work with notable errors
	<b>D</b> - Satisfactory	متوسط	60 - 69	Fair but with major shortcomings
	<b>E</b> - Sufficient	مقبول	50 - 59	Work meets minimum criteria
<b>Fail Group (0 - 49)</b>	<b>FX</b> – Fail	راسب (قيد المعالجة)	(45-49)	More work required but credit awarded
	<b>F</b> – Fail	راسب	(0-44)	Considerable amount of work required

**Note:** Marks Decimal places above or below 0.5 will be rounded to the higher or lower full mark (for example a mark of 54.5 will be rounded to 55, whereas a mark of 54.4 will be rounded to 54. The University has a policy NOT to condone "near-pass fails" so the only adjustment to marks awarded by the original marker(s) will be the automatic rounding outlined above.



رئيس القسم

د فلاح كفي مطلوب



اسم وتوقيع استاذ المادة

م م ناصر محمد هنين